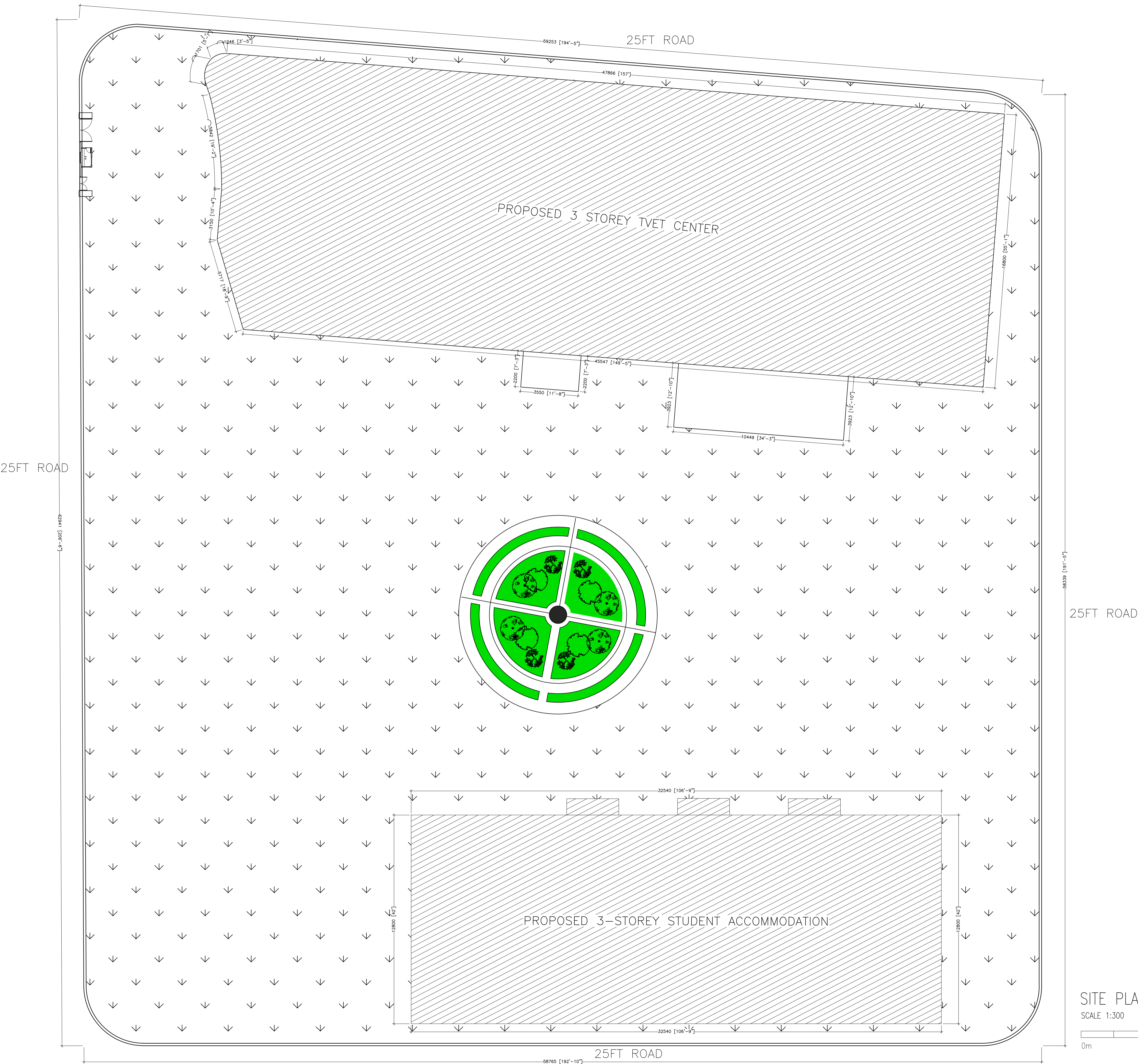


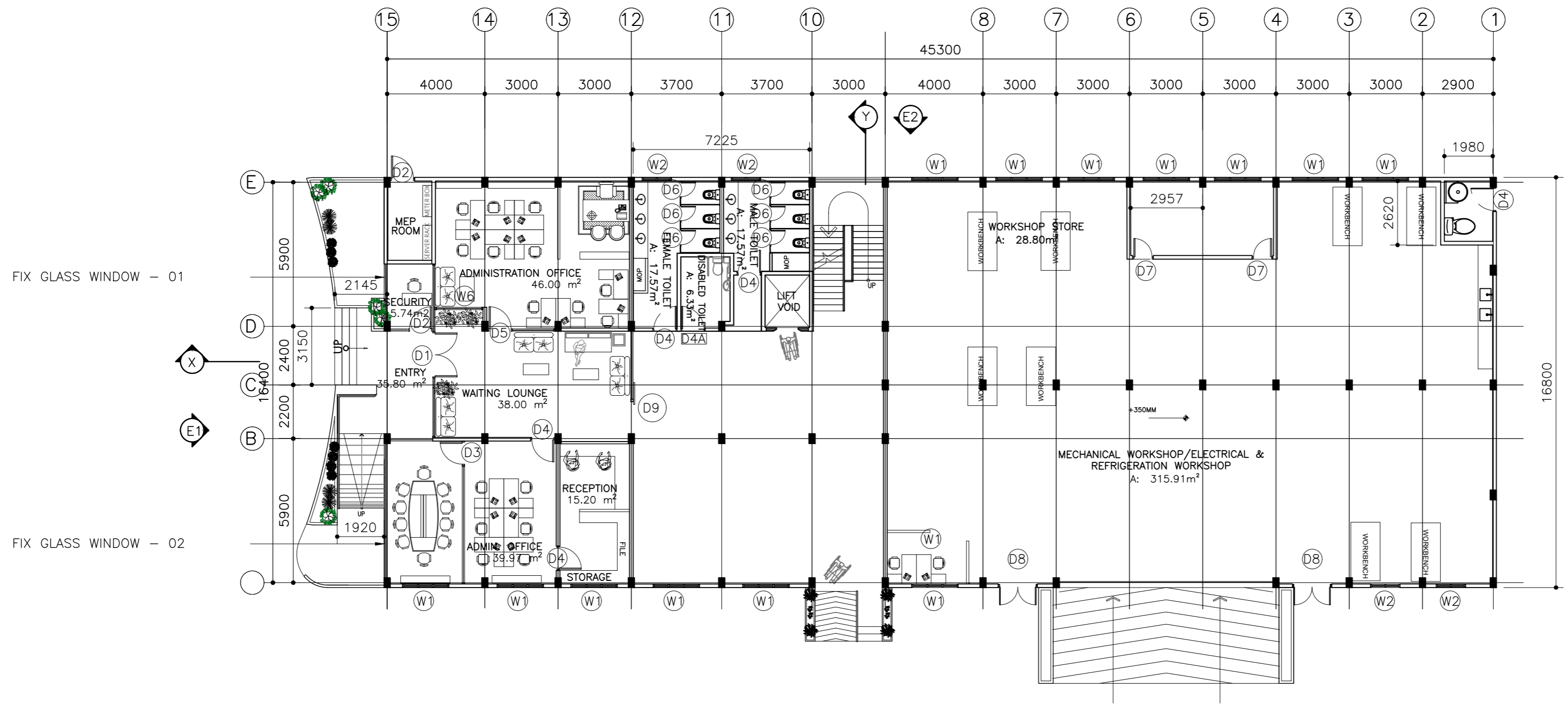
PROPOSED GA. VILLINGILI TVET CENTER

ARCHITECTURAL DRAWINGS

01.10.2025



CLIENT: MINISTRY OF HIGHER EDUCATION, LABOUR & SKILLS DEVELOPMENT		
DESIGN BY: MINISTRY OF HIGHER EDUCATION, LABOUR & SKILLS DEVELOPMENT		
WARNING: - Contractor to verify all dimensions of existing works on site before commencing any work or preparing shop drawings. - Do not scale drawings, use written dimensions only. - This drawing is to be read in conjunction with the specifications and conditions of contract.		
PROJECT: PROPOSED GA. VILLINGILI TVET CENTER & STUDENT ACCOMMODATION		
PHASE: <input type="radio"/> CONCEPT DESIGN <input checked="" type="radio"/> DESIGN DEVELOPMENT <input type="radio"/> TENDER DOCUMENT <input type="radio"/> FOR CONSTRUCTION <input type="radio"/> AS BUILD DRAWINGS		
DESIGNATION	NAME	SIGNATURE
ARCHITECT	ABDULLA ANEEL	
ARC.CHECKER	AJI ZAMEER	
ENGINEER	NASH JAMAL	
ENG.CHECKER	ABDULL NASEEH	
DATE 20.08.2025		DWG. NO: AR02
SCALE	A1 A2 A3 - - -	



FIX GLASS WINDOW - 01

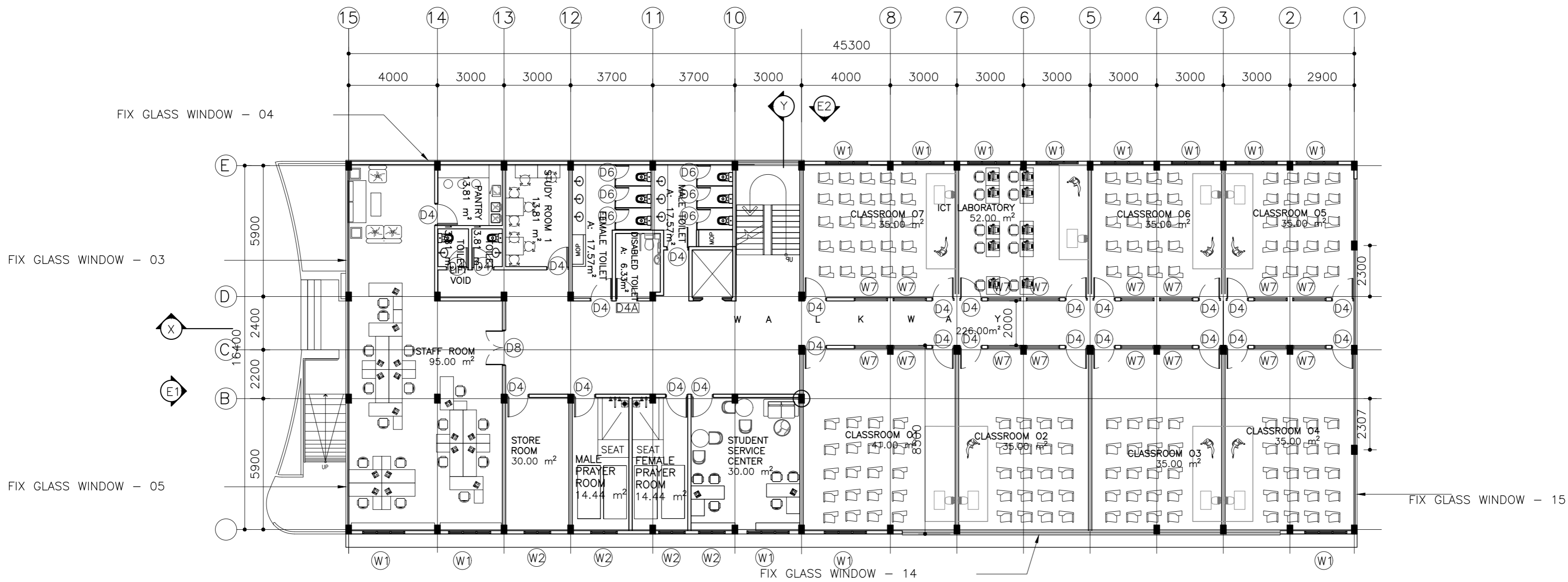
FIX GLASS WINDOW - 02

GROUND FLOOR PLAN

SCALE 1:200



CLIENT: MINISTRY OF HIGHER EDUCATION, LABOUR & SKILLS DEVELOPMENT		
DESIGN BY: MINISTRY OF HIGHER EDUCATION, LABOUR & SKILLS DEVELOPMENT		
WARNING: - Contractor to verify all dimensions of existing works on site before commencing any work or preparing shop drawings. - Do not scale drawings, use written dimensions only. - This drawing is to be read in conjunction with the specifications and conditions of contract.		
PROJECT: PROPOSED GA. VILLINGILI TVET CENTER & STUDENT ACCOMMODATION		
PHASE: <input type="radio"/> CONCEPT DESIGN <input checked="" type="radio"/> DESIGN DEVELOPMENT <input type="radio"/> TENDER DOCUMENT <input type="radio"/> FOR CONSTRUCTION <input type="radio"/> AS BUILD DRAWINGS		
DESIGNATION	NAME	SIGNATURE
ARCHITECT	ABDULLA ANEEL	
ARC.CHECKER	ALI ZAMEER	
ENGINEER	NAASH JAMAAL	
ENG.CHECKER	ABDULL NASEEH	
DATE 20.08.2025		DWG. NO: AR01
A1 A2 A3		
SCALE	-	-

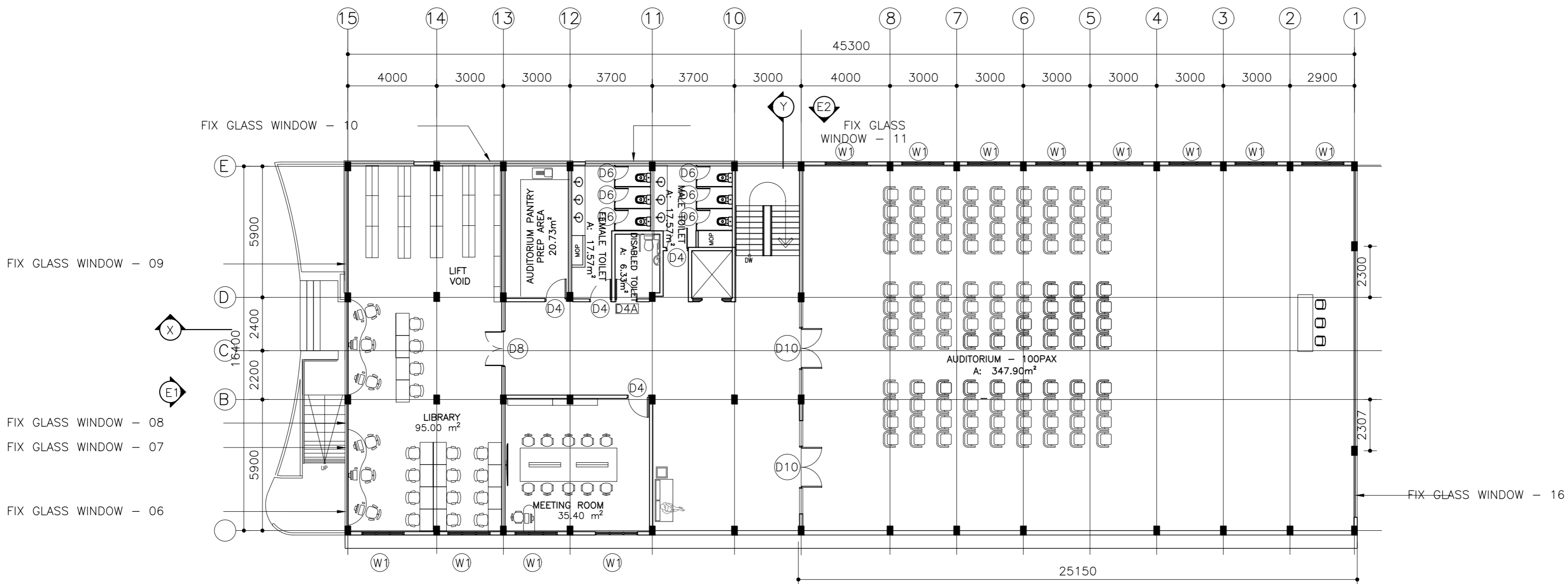


1st FLOOR PLAN

SCALE 1:200



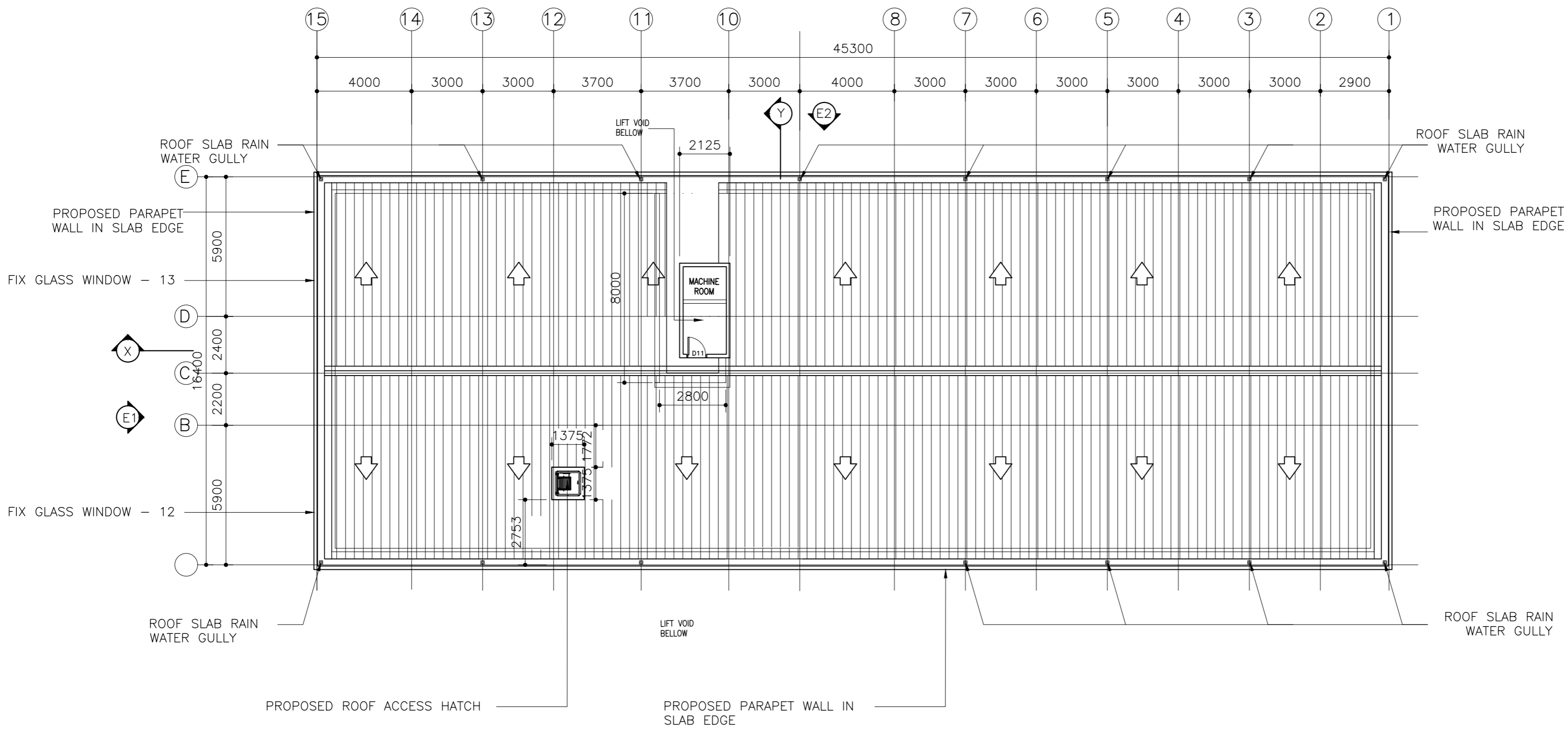
CLIENT: MINISTRY OF HIGHER EDUCATION, LABOUR & SKILLS DEVELOPMENT		
DESIGN BY: MINISTRY OF HIGHER EDUCATION, LABOUR & SKILLS DEVELOPMENT		
WARNING: - Contractor to verify all dimensions of existing works on site before commencing any work or preparing shop drawings. - Do not scale drawings, use written dimensions only. - This drawing is to be read in conjunction with the specifications and conditions of contract.		
PROJECT: PROPOSED GA. VILLINGILI TVET CENTER & STUDENT ACCOMMODATION		
PHASE: <input type="radio"/> CONCEPT DESIGN <input checked="" type="radio"/> DESIGN DEVELOPMENT <input type="radio"/> TENDER DOCUMENT <input type="radio"/> FOR CONSTRUCTION <input type="radio"/> AS BUILD DRAWINGS		
DESIGNATION	NAME	SIGNATURE
ARCHITECT	ABDULLA ANEEL	
ARC.CHECKER	ALI ZAMEER	
ENGINEER	NAASH JAMAAL	
ENG.CHECKER	ABDULL NASEEH	
DATE 20.08.2025		DWG. NO: AR02
A1	A2 A3	
SCALE	- -	




2nd FLOOR PLAN
SCALE 1:200

0m 5m

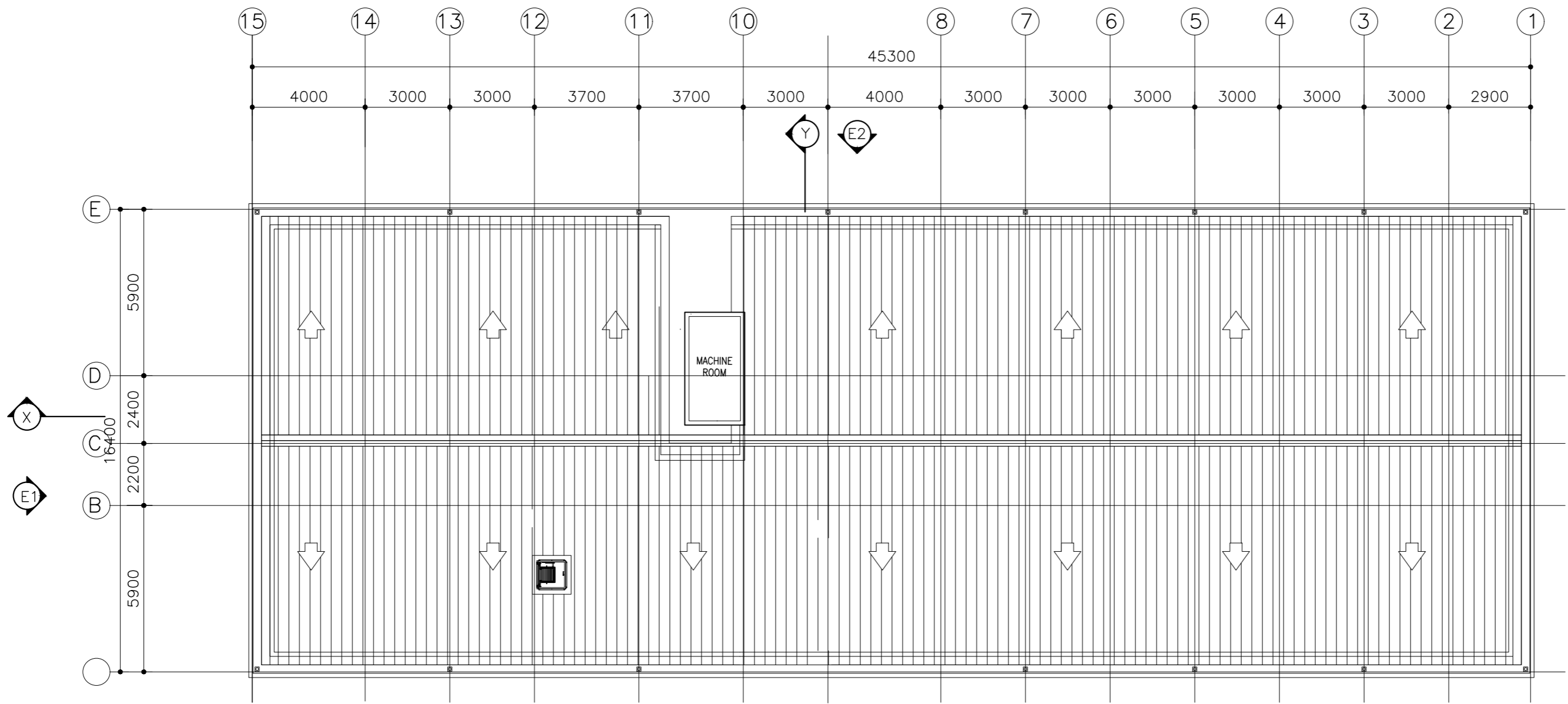
CLIENT: MINISTRY OF HIGHER EDUCATION, LABOUR & SKILLS DEVELOPMENT		
DESIGN BY: MINISTRY OF HIGHER EDUCATION, LABOUR & SKILLS DEVELOPMENT		
WARNING: - Contractor to verify all dimensions of existing works on site before commencing any work or preparing shop drawings. - Do not scale drawings, use written dimensions only. - This drawing is to be read in conjunction with the specifications and conditions of contract.		
PROJECT: PROPOSED GA. VILLINGILI TVET CENTER & STUDENT ACCOMMODATION		
PHASE: <input type="radio"/> CONCEPT DESIGN <input checked="" type="radio"/> DESIGN DEVELOPMENT <input type="radio"/> TENDER DOCUMENT <input type="radio"/> FOR CONSTRUCTION <input type="radio"/> AS BUILD DRAWINGS		
DESIGNATION	NAME	SIGNATURE
ARCHITECT	ABDULLA ANEEL	
ARC.CHECKER	ALI ZAMEER	
ENGINEER	NAASHI JAMMAL	
ENG.CHECKER	ABDULL NASEEH	
DATE 20.08.2025		DWG. NO: AR03
A1 A2 A3		
SCALE - -		



MACHINE ROOM FLOOR PLAN AND ROOF PLAN
SCALE 1:200




CLIENT: MINISTRY OF HIGHER EDUCATION, LABOUR & SKILLS DEVELOPMENT		
DESIGN BY: MINISTRY OF HIGHER EDUCATION, LABOUR & SKILLS DEVELOPMENT		
WARNING: - Contractor to verify all dimensions of existing works on site before commencing any work or preparing shop drawings. - Do not scale drawings, use written dimensions only. - This drawing is to be read in conjunction with the specifications and conditions of contract.		
PROJECT: PROPOSED GA. VILLINGILI TVET CENTER & STUDENT ACCOMMODATION		
PHASE: <input type="radio"/> CONCEPT DESIGN <input checked="" type="radio"/> DESIGN DEVELOPMENT <input type="radio"/> TENDER DOCUMENT <input type="radio"/> FOR CONSTRUCTION <input type="radio"/> AS BUILD DRAWINGS		
DESIGNATION	NAME	SIGNATURE
ARCHITECT	ABDULLA ANEEL	
ARC.CHECKER	ALI ZAMEER	
ENGINEER	NASHIH JAMAL	
ENG.CHECKER	ABDULL NASEEH	
DATE 20.08.2025		DWG. NO: AR04
A1	A2 A3	
SCALE	- -	



MACHINE ROOM ROOF SLAB PLAN

SCALE 1:200



CLIENT:
MINISTRY OF HIGHER
EDUCATION, LABOUR &
SKILLS DEVELOPMENT

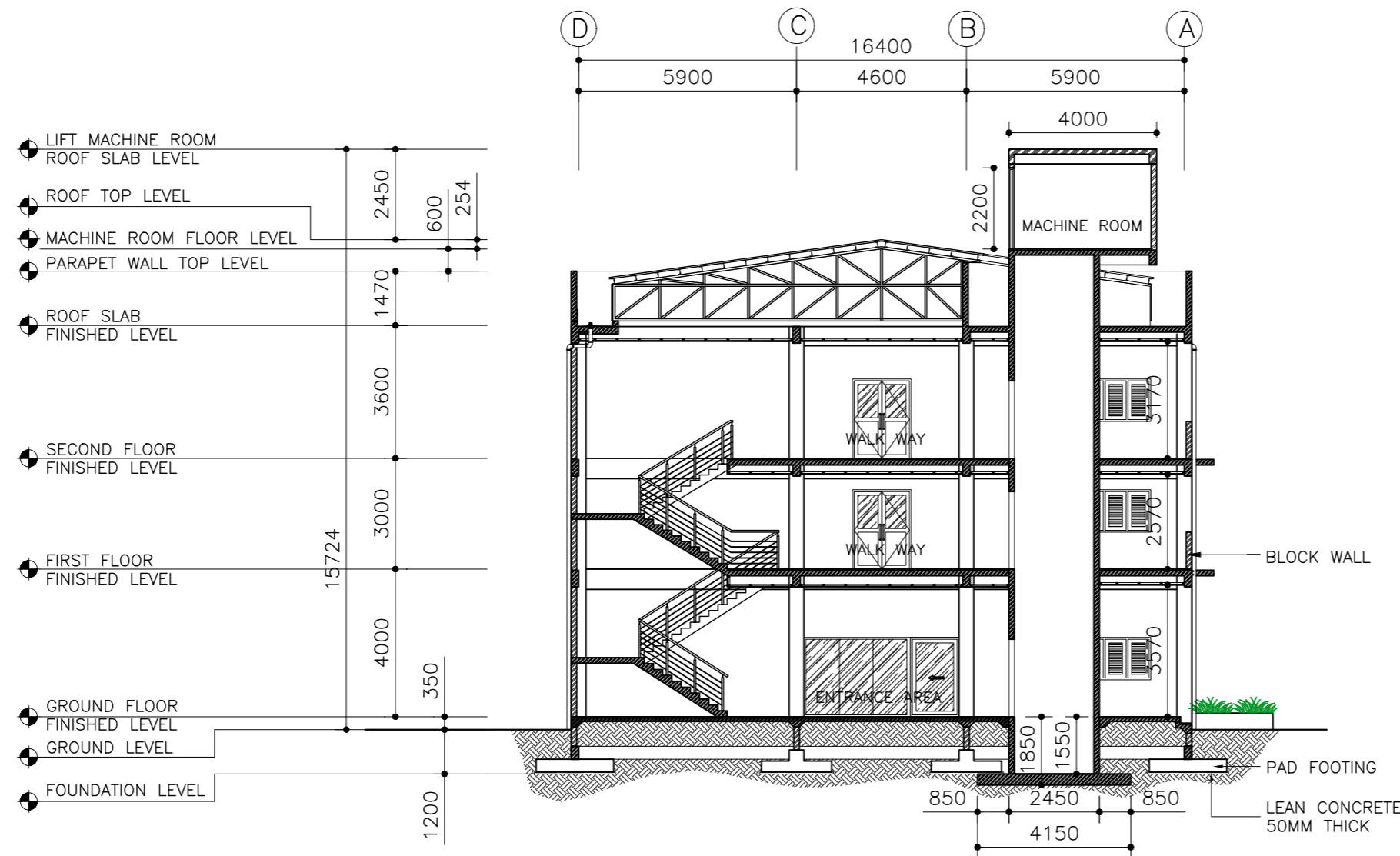
DESIGN BY:
MINISTRY OF HIGHER
EDUCATION, LABOUR &
SKILLS DEVELOPMENT

WARNING:
- Contractor to verify all
dimensions of existing
works on site before
commencing any work or
preparing shop drawings.
- Do not scale drawings, use
written dimensions only.
- This drawing is to be read
in conjunction with the
specifications and
conditions of contract.

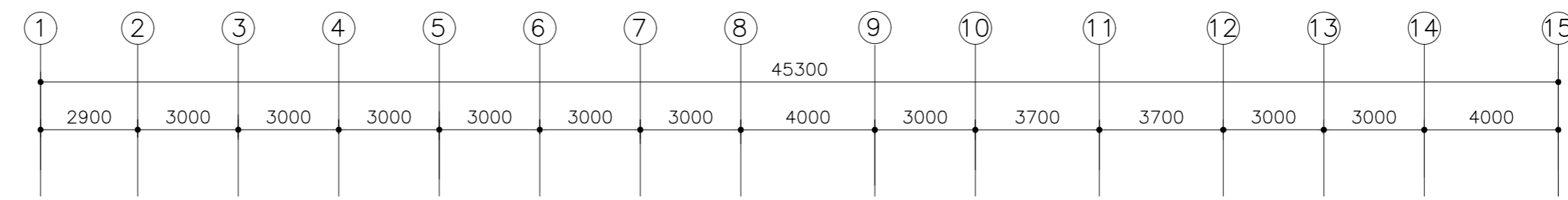
PROJECT:
PROPOSED GA.
VILLINGILI TVET CENTER
& STUDENT
ACCOMMODATION

PHASE:
☐ CONCEPT DESIGN
☒ DESIGN DEVELOPMENT
☐ TENDER DOCUMENT
☐ FOR CONSTRUCTION
☐ AS BUILD DRAWINGS

DESIGNATION	NAME	SIGNATURE
ARCHITECT	ABDULLA ANEEL	
ARC.CHECKER	ALI ZAMEER	
ENGINEER	NAASHI JAMAAL	
ENG.CHECKER	ABDULL NASEEH	
DATE		DWG. NO:
20.08.2025		AR05
A1	A2	A3
-	-	-
SCALE		



SECTION Y-Y
SCALE 1:200
0m 5m



SECTION X-X
SCALE 1:200
0m 5m

CLIENT:
MINISTRY OF HIGHER
EDUCATION, LABOUR &
SKILLS DEVELOPMENT

DESIGN BY:
MINISTRY OF HIGHER
EDUCATION, LABOUR &
SKILLS DEVELOPMENT

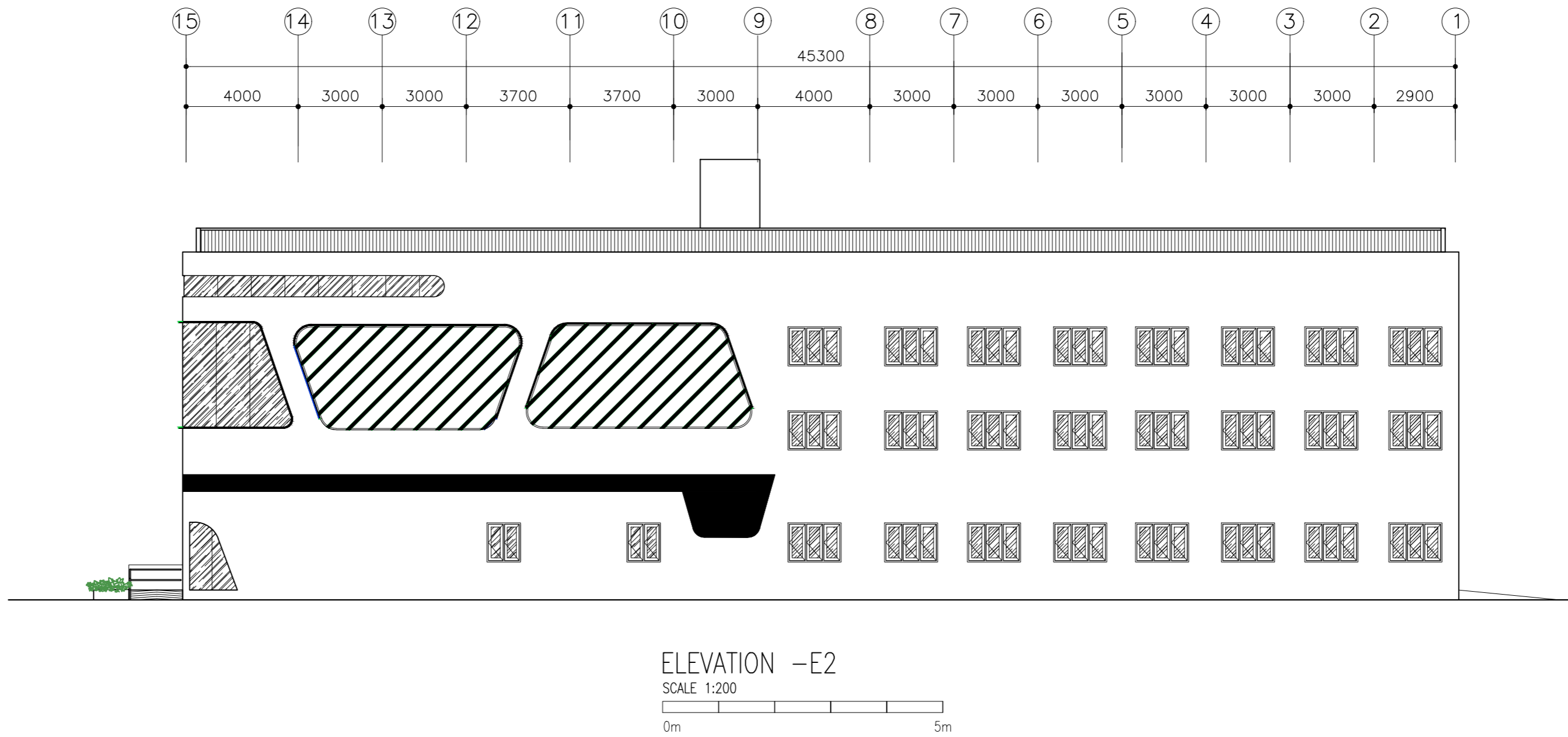
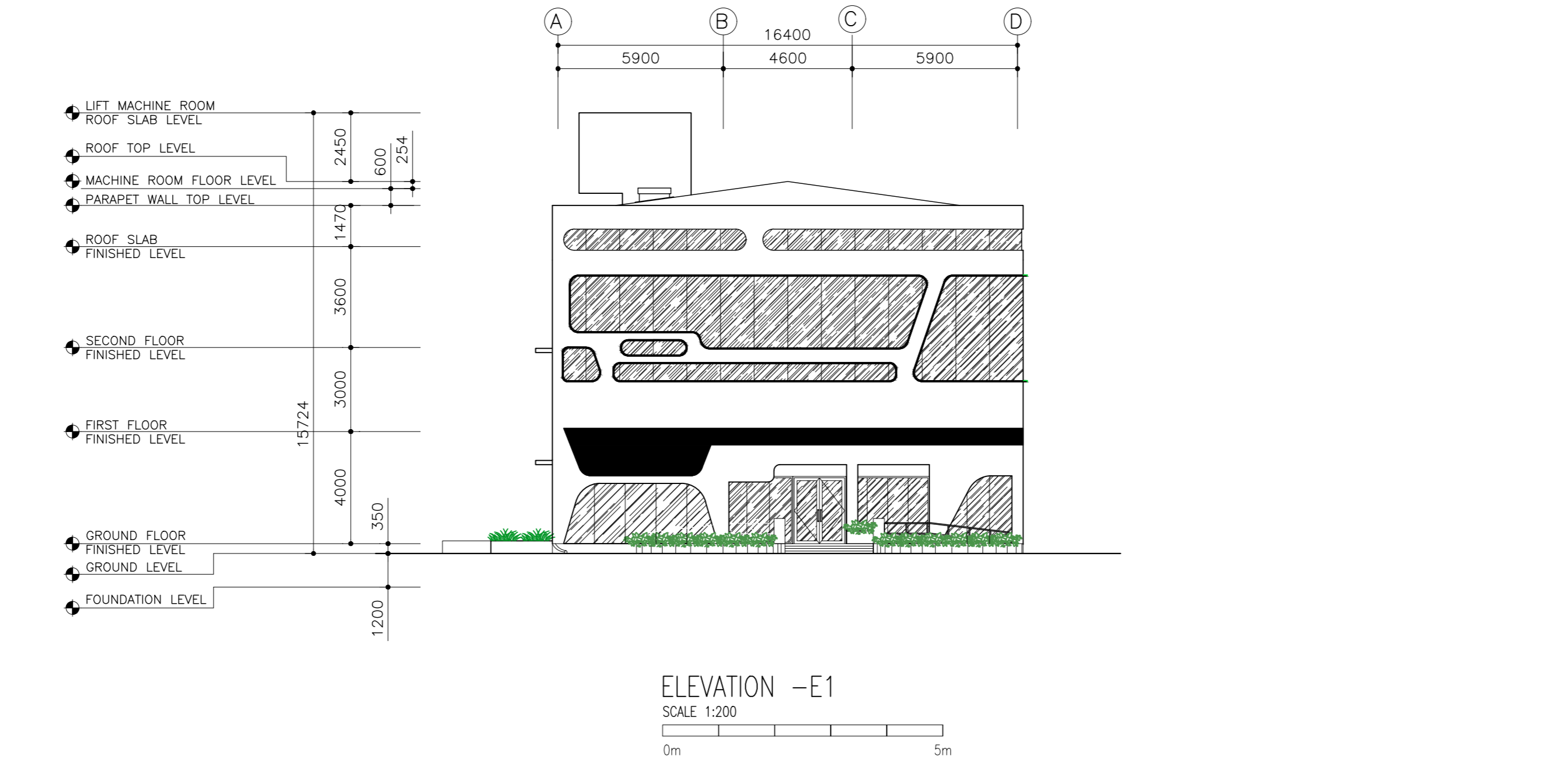
WARNING:
- Contractor to verify all
dimensions of existing
works on site before
commencing any work or
preparing shop drawings.
- Do not scale drawings, use
written dimensions only.
- This drawing is to be read
in conjunction with the
specifications and
conditions of contract.

PROJECT:
PROPOSED GA.
VILLINGILI TVET CENTER
& STUDENT
ACCOMMODATION

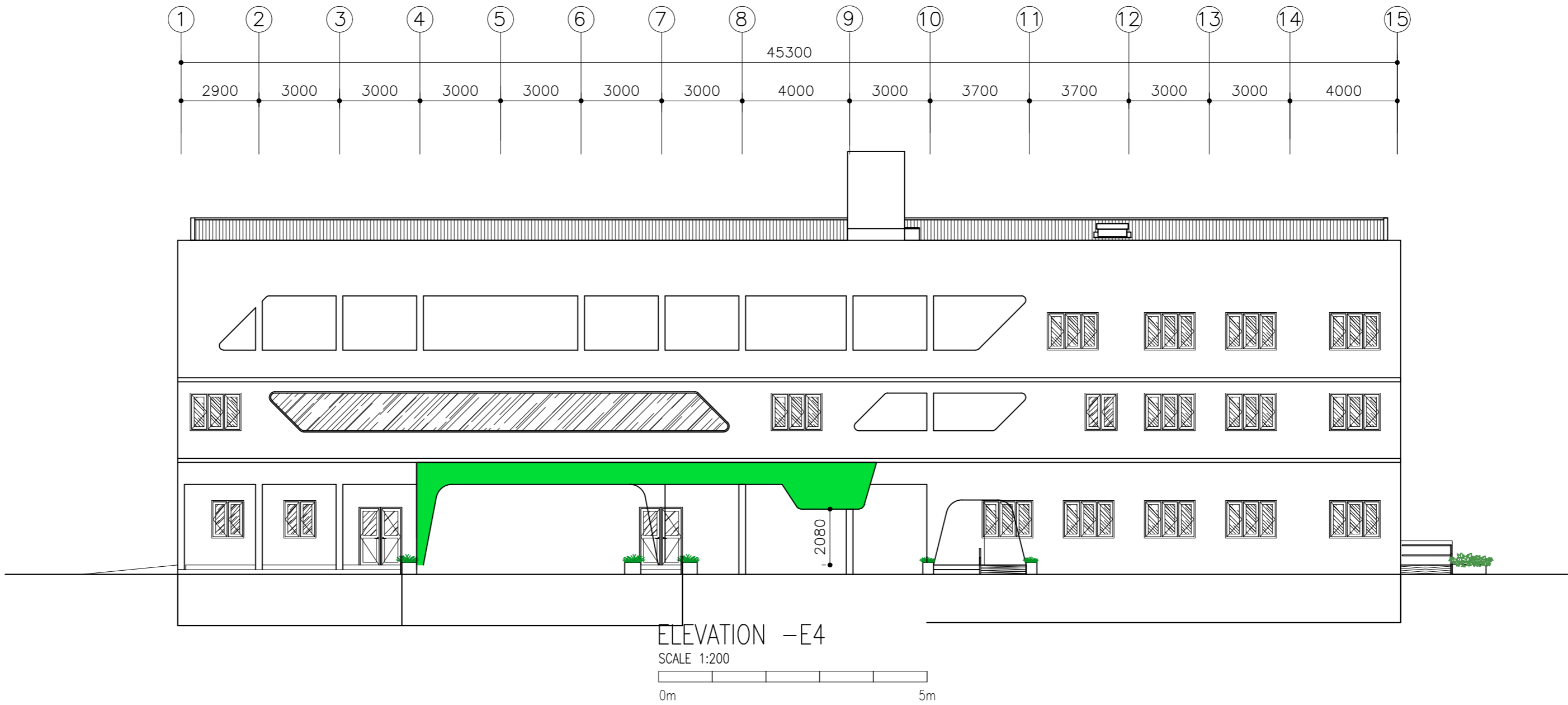
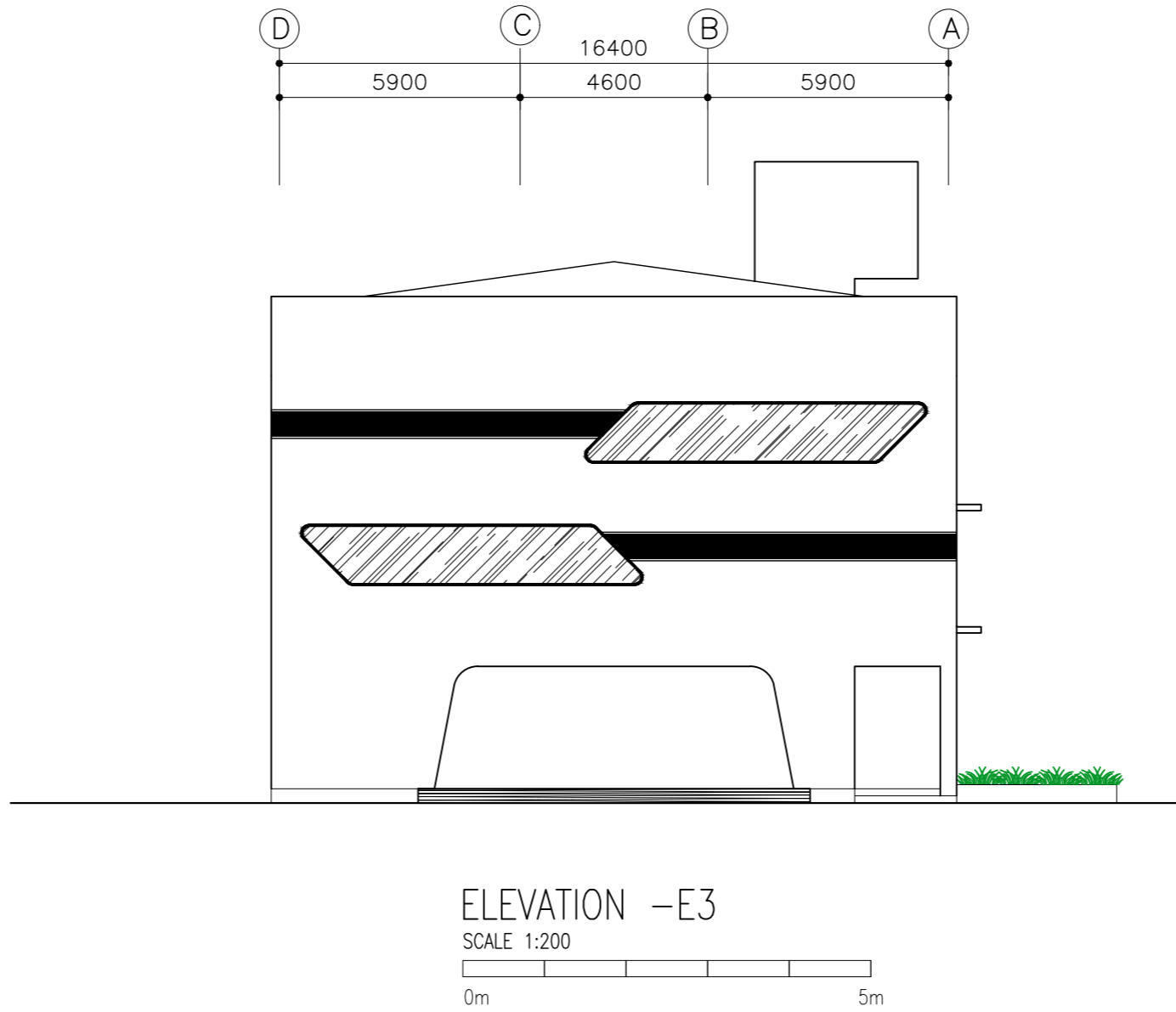
PHASE:
☐ CONCEPT DESIGN
☒ DESIGN DEVELOPMENT
☐ TENDER DOCUMENT
☐ FOR CONSTRUCTION
☐ AS BUILD DRAWINGS

DESIGNATION	NAME	SIGNATURE
ARCHITECT	ABDULLA ANEEL	
ARC.CHECKER	ALI ZAMEER	
ENGINEER	NAASH JAMAL	
ENG.CHECKER	ABDULL NASEEH	

	DATE	DWG. NO:
	20.08.2025	AR06
	A1 A2 A3	
SCALE	- -	



CLIENT: MINISTRY OF HIGHER EDUCATION, LABOUR & SKILLS DEVELOPMENT		
DESIGN BY: MINISTRY OF HIGHER EDUCATION, LABOUR & SKILLS DEVELOPMENT		
WARNING: - Contractor to verify all dimensions of existing works on site before commencing any work or preparing shop drawings. - Do not scale drawings, use written dimensions only. - This drawing is to be read in conjunction with the specifications and conditions of contract.		
PROJECT: PROPOSED GA. VILLINGILI TVET CENTER & STUDENT ACCOMMODATION		
PHASE: <input type="radio"/> CONCEPT DESIGN <input checked="" type="radio"/> DESIGN DEVELOPMENT <input type="radio"/> TENDER DOCUMENT <input type="radio"/> FOR CONSTRUCTION <input type="radio"/> AS BUILD DRAWINGS		
DESIGNATION	NAME	SIGNATURE
ARCHITECT	ABDULLA ANEEL	
ARC.CHECKER	ALI ZAMEER	
ENGINEER	NAASH JAMAL	
ENG.CHECKER	ABDULL NASEEH	
DATE 20.08.2025		DWG. NO: AR07
A1 A2 A3		
SCALE	-	-

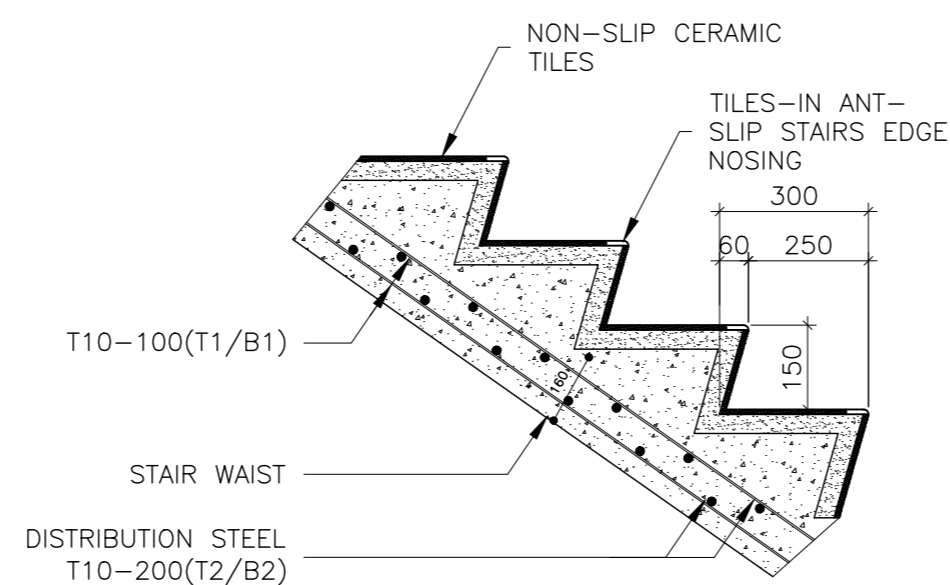
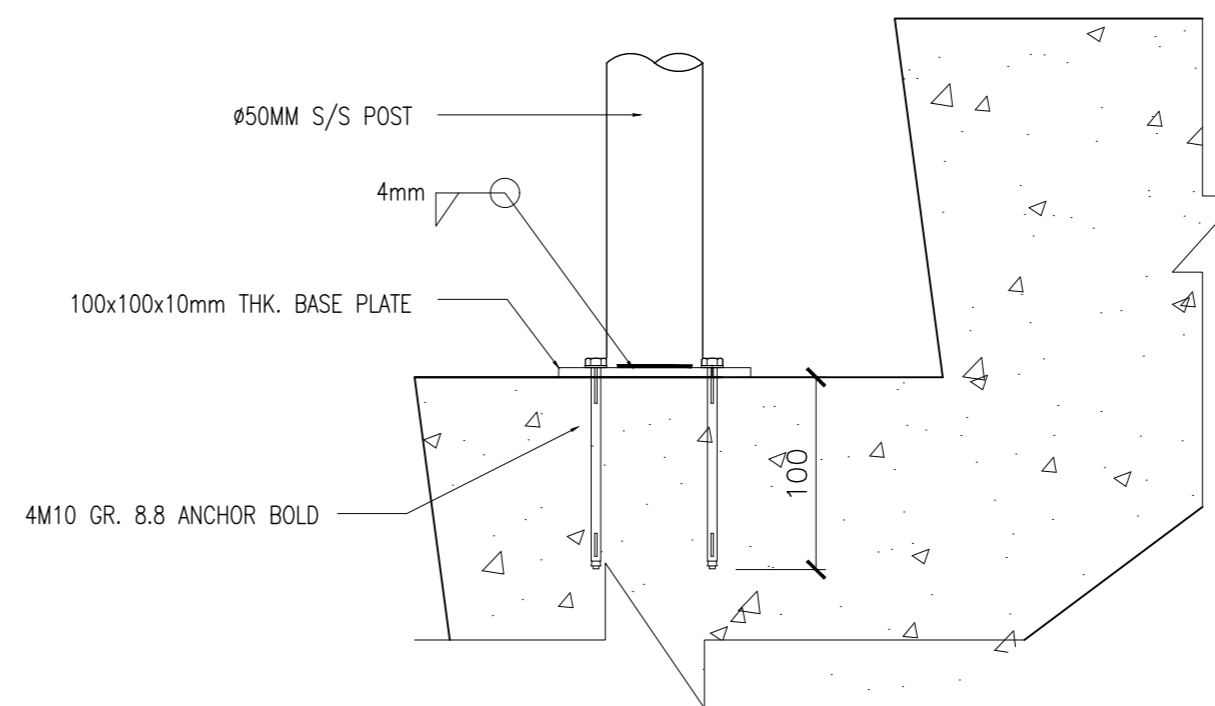


CLIENT: MINISTRY OF HIGHER EDUCATION, LABOUR & SKILLS DEVELOPMENT		
DESIGN BY: MINISTRY OF HIGHER EDUCATION, LABOUR & SKILLS DEVELOPMENT		
WARNING: - Contractor to verify all dimensions of existing works on site before commencing any work or preparing shop drawings. - Do not scale drawings, use written dimensions only. - This drawing is to be read in conjunction with the specifications and conditions of contract.		
PROJECT: PROPOSED GA. VILLINGILI TVET CENTER & STUDENT ACCOMMODATION		
PHASE: <input type="radio"/> CONCEPT DESIGN <input checked="" type="radio"/> DESIGN DEVELOPMENT <input type="radio"/> TENDER DOCUMENT <input type="radio"/> FOR CONSTRUCTION <input type="radio"/> AS BUILD DRAWINGS		
DESIGNATION	NAME	SIGNATURE
ARCHITECT	ABDULLA ANEEL	
ARC.CHECKER	ALI ZAMEER	
ENGINEER	NAASHI JAMAL	
ENG.CHECKER	ABDULL NASEEH	
DATE 20.08.2025		DWG. NO: AR08
A1	A2 A3	
SCALE	- -	

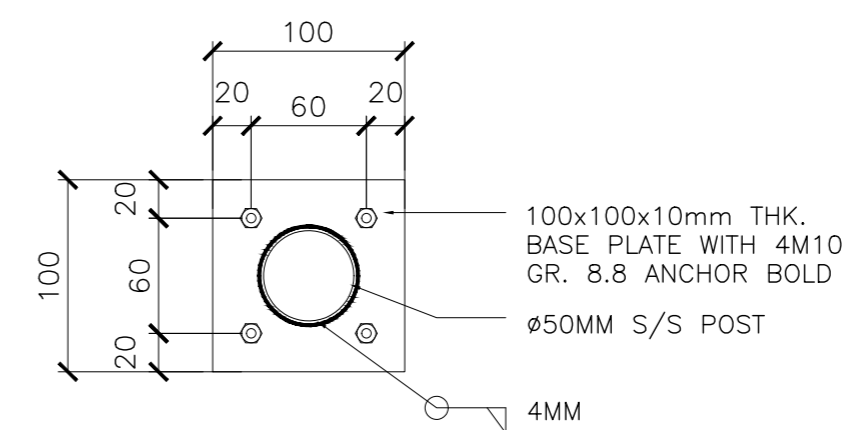
VENTILATION SCHEDULE

ROOM NAME / NUMBER	ROOM AREAS (SQM) (SPECIFY CENTRE TO CENTRE OR CLEAR)	WINDOW /OPENING NAME	REQUIRED OPENING AREA IN SQM (10% OF ROOM AREA)	DESIGNED OPENING AREA (sqm)	
				DESCRIPTION	TOTAL
GROUND FLOOR					
WORKSHOP AREA	315.91	W1x7+W2x2	31.591	2.66x7+1.68x2	21.98 m²
WORKSHOP STORE	28.80	W1x2	2.880	2.66x2	5.32 m²
MEP	6.05	W1	0.605	2.66	2.66 m²
MAIN STORAGE	7.66	W2	0.766	1.68	1.68 m²
RECEPTION	15.20	–	1.520	–	–
ADMIN. OFFICE	39.97	W1x2 + FIX GLASS WINDOW–02	3.997	2.66x2+10.30	15.62 m²
WAITING LOUNGE	38.00	W1	3.800	2.66	2.66 m²
ADMINISTRATION OFFICE	46.00	D5+W6	4.600	4.16+2.67	6.83 m²
SECURITY	5.74	FIX GLASS WINDOW–02	0.574	10.30	10.30 m²
MALE TOILET	17.57	W2	1.757	1.68	1.68 m²
FEMALE TOILET	17.57	W2	1.575	1.68	1.68 m²
1ST FLOOR					
CLASSROOM 01	41.00	W1+W7x2+FIX GLASS WINDOW – 14	4.100	2.66+1.77x2+2.78	8.98 m²
CLASSROOM 02	35.00	W7x2+FIX GLASS WINDOW – 14	3.500	1.77x2+8.69	12.23 m²
CLASSROOM 03	35.00	W7x2+FIX GLASS WINDOW – 14	3.500	1.77x2+8.69	12.23 m²
CLASSROOM 04	35.00	W1+W7x2+FIX GLASS WINDOW – 14	3.500	2.66+1.77x2+2.78	8.98 m²
CLASSROOM 05	35.00	W1x2+W7x2	3.500	2.66x2+1.77x2	8.86 m²
CLASSROOM 06	35.00	W1x2+W7x2	3.500	2.66x2+1.77x2	8.86 m²
ICT LABORATORY	52.00	W1x3+W7x3	5.200	2.66x3+1.77x3	13.29 m²
SERVER ROOM & CCTV ROOM	30.00	W1+W7	3.000	2.66+1.77	4.43 m²
MEP	6.05	W1	0.605	2.66	2.66 m²
STUDENT SERVICE CENTER	30.00	W2+W1	3.000	1.68+2.66	4.34 m²
STAFF ROOM	95.00	W1x2+FIX GLASS WINDOW–03/05/06	9.500	2.66x2+14.79+5.26+4.37	29.74 m²
STUDY ROOM–1	13.81	FIX GLASS WINDOW – 04	1.381	1.8	1.8 m²
STUDY ROOM–2	17.38	FIX GLASS WINDOW – 04	1.738	1.8	1.8 m²
MALE TOILET	17.57	FIX GLASS WINDOW – 04	1.757	2.22	2.22 m²
FEMALE TOILET	17.57	FIX GLASS WINDOW – 04	1.757	2.22	2.22 m²
2ND FLOOR					
AUDITORIUM	347.90	W1x7	34.790	2.66x7	18.62 m²
CHANGING ROOM–1	9.00	W1	0.900	2.66	2.66 m²
CHANGING ROOM–2	9.00	–	0.900	–	–
MEP/STO	14.30	W1x2	1.430	2.66x2	5.32 m²
AUDITORIUM PANTRY	20.73	W1	2.073	2.66	2.66 m²
LIBRARY	95.00	W1x2+FIX GLASS WINDOW–07/08/09	9.500	2.66x2+5.46+28.71+24.85	63.34 m²
MEETING ROOM	35.40	FIX GLASS WINDOW – 10	3.540	26.59	26.59 m²
MALE TOILET	17.57	FIX GLASS WINDOW – 11	1.757	13.29	13.29 m²
FEMALE TOILET	17.57	FIX GLASS WINDOW – 11	1.757	13.29	13.29 m²

CLIENT: MINISTRY OF HIGHER EDUCATION, LABOUR & SKILLS DEVELOPMENT		
DESIGN BY: MINISTRY OF HIGHER EDUCATION, LABOUR & SKILLS DEVELOPMENT		
WARNING: – Contractor to verify all dimensions of existing works on site before commencing any work or preparing shop drawings. – Do not scale drawings, use written dimensions only. – This drawing is to be read in conjunction with the specifications and conditions of contract.		
PROJECT: PROPOSED GA. VILLINGILI TVET CENTER & STUDENT ACCOMMODATION		
PHASE: <input type="radio"/> CONCEPT DESIGN <input checked="" type="radio"/> DESIGN DEVELOPMENT <input type="radio"/> TENDER DOCUMENT <input type="radio"/> FOR CONSTRUCTION <input type="radio"/> AS BUILD DRAWINGS		
DESIGNATION	NAME	SIGNATURE
ARCHITECT	ABDULLA ANEEL	
ARC.CHECKER	ALI ZAMEER	
ENGINEER	NAASHI UMAMAL	
ENG.CHECKER	ABDULL NASEEH	
	DATE 20.08.2025	DWG. NO: AR09
	A1 A2 A3	
SCALE	- -	



A horizontal number line segment starting at 0m on the left and ending at 1m on the right. The segment is divided into 5 equal parts by 4 vertical tick marks.

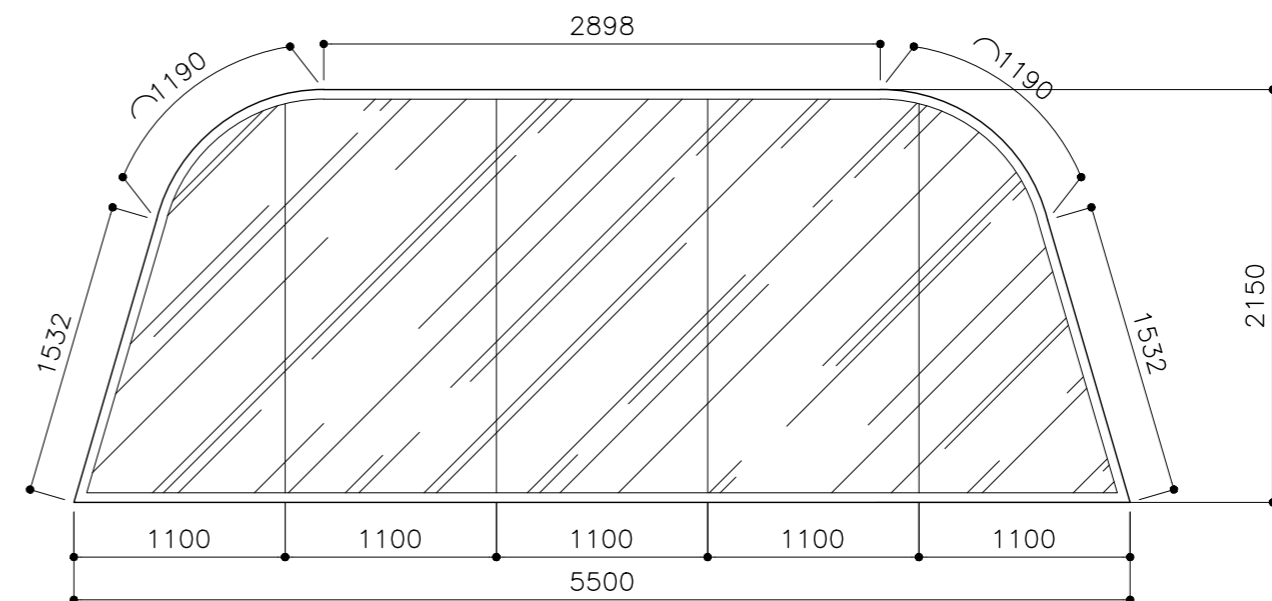
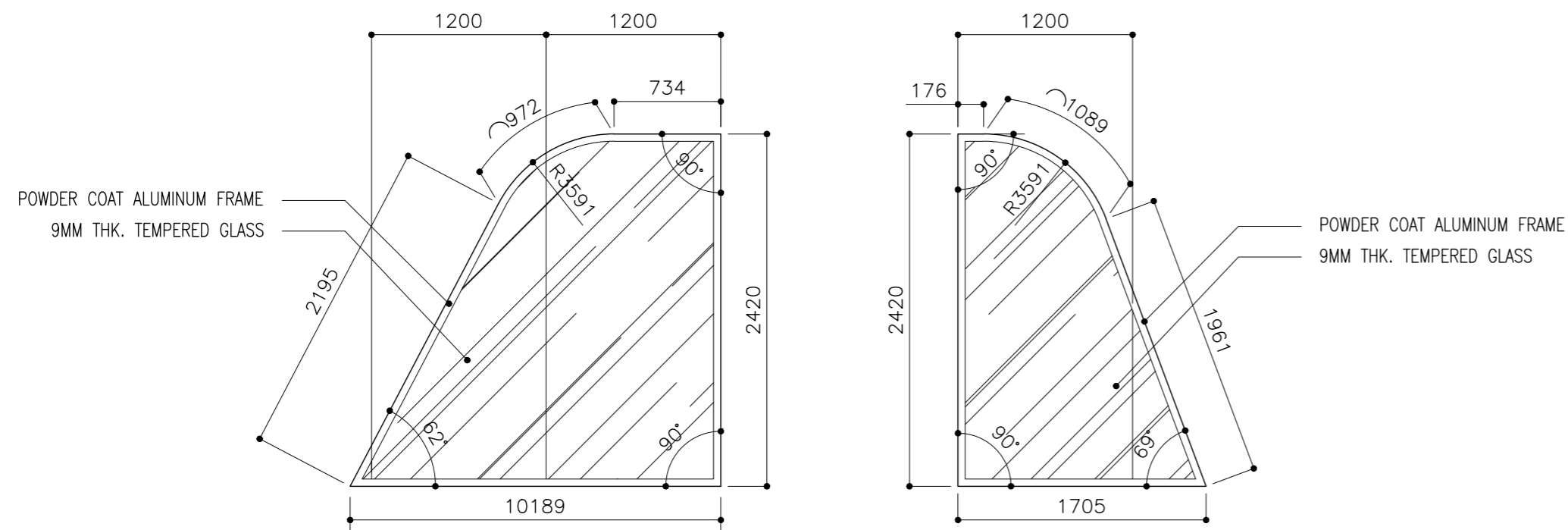


GROUND FLR LVL TO FIRST FLR LVL (3000MM)	
NO. OF STEPS	20
RISER	150 MM
THREAD	300 MM

CLIENT: MINISTRY OF HIGHER EDUCATION, LABOUR & SKILLS DEVELOPMENT		
DESIGN BY: MINISTRY OF HIGHER EDUCATION, LABOUR & SKILLS DEVELOPMENT		
WARNING: — Contractor to verify all dimensions of existing works on site before commencing any work or preparing shop drawings. — Do not scale drawings, use written dimensions only. — This drawing is to be read in conjunction with the specifications and conditions of contract.		
PROJECT: PROPOSED GA. VILLINGILI TVET CENTER & STUDENT ACCOMMODATION		
PHASE: <input type="radio"/> CONCEPT DESIGN <input checked="" type="radio"/> DESIGN DEVELOPMENT <input type="radio"/> TENDER DOCUMENT <input type="radio"/> FOR CONSTRUCTION <input type="radio"/> AS BUILD DRAWINGS		
DESIGNATION	NAME	SIGNATURE
ARCHITECT	ABDULLA ANEEL	
ARC.CHECKER	ALJ ZAMEER	
ENGINEER	NWSIH JAMAL	
ENG.CHECKER	ABDULL MASEEH	
	DATE 20.08.2025	DWG. NO: AR10
	A1 A2 A3	
SCALE	- - -	

SYMBOL	FIX GLASS WINDOW - 01	TOTAL = 01 no.
AREA		G.A. = 7.53 m²

FIX GLASS WINDOW - 02	TOTAL = 01 no.
	G.A. = 10.30 m²

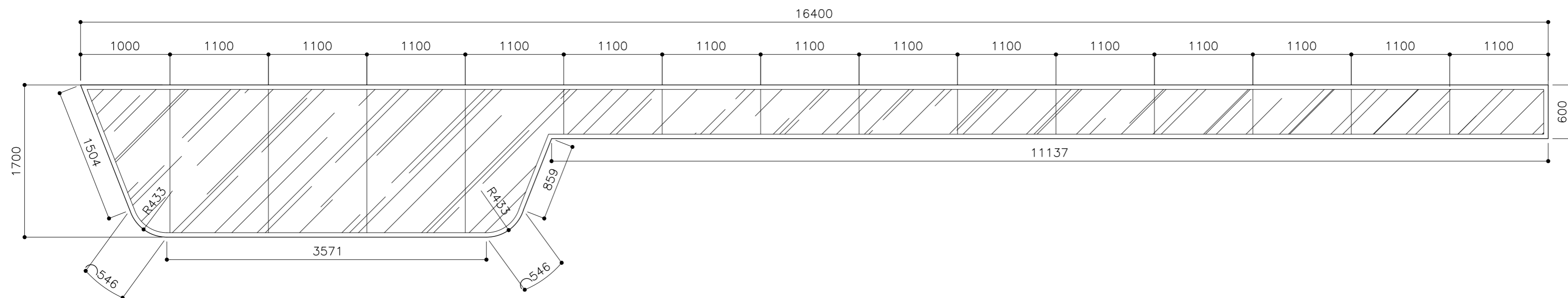


FFL LVL.

LOCATION	SECURITY ROOM
QUANTITY	01
DOOR FRAME	POWDER COAT ALUMINUM FRAME
DOOR PANEL	POWDER COAT ALUMINUM PANEL WITH 9MM THK. TEMPERED GLASS
LOCK/HINGES	-
FINISHES	GLASS FINISH
REMARKS	-

ADMIN OFFICE
01
POWDER COAT ALUMINUM FRAME
POWDER COAT ALUMINUM PANEL WITH 9MM THK. TEMPERED GLASS
-
GLASS FINISH
-

SYMBOL	FIX GLASS WINDOW - 03	TOTAL = 01 no.
AREA		G.A. = 14.79 m ²

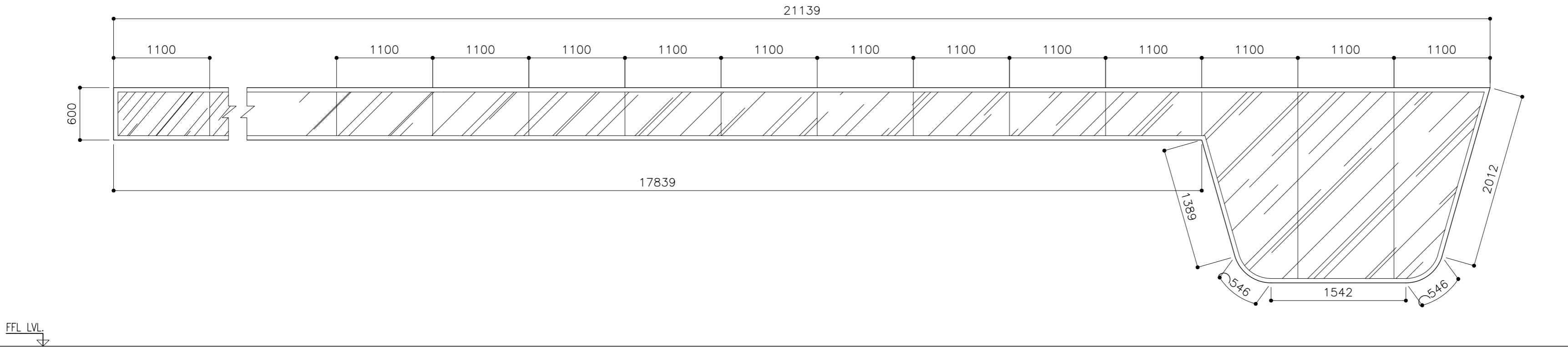


FFL LVL.

LOCATION	ELEVATION - E1
QUANTITY	01
DOOR FRAME	POWDER COAT ALUMINUM FRAME
DOOR PANEL	POWDER COAT ALUMINUM PANEL WITH 9MM THK. TEMPERED GLASS
LOCK/HINGES	-
FINISHES	GLASS FINISH
REMARKS	SCALE 1:100

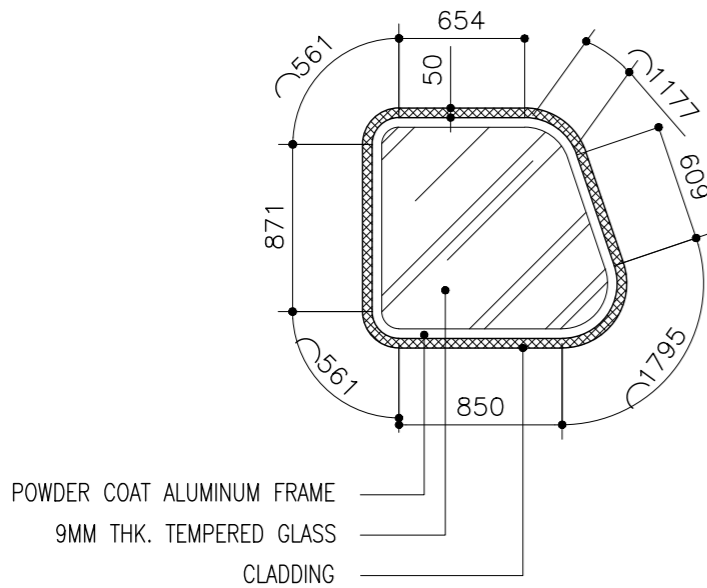
CLIENT: MINISTRY OF HIGHER EDUCATION, LABOUR & SKILLS DEVELOPMENT		
DESIGN BY: MINISTRY OF HIGHER EDUCATION, LABOUR & SKILLS DEVELOPMENT		
WARNING: – Contractor to verify all dimensions of existing works on site before commencing any work or preparing shop drawings. – Do not scale drawings, use written dimensions only. – This drawing is to be read in conjunction with the specifications and conditions of contract.		
PROJECT: PROPOSED GA. VILLINGILI TVET CENTER & STUDENT ACCOMMODATION		
PHASE: <input type="radio"/> CONCEPT DESIGN <input checked="" type="radio"/> DESIGN DEVELOPMENT <input type="radio"/> TENDER DOCUMENT <input type="radio"/> FOR CONSTRUCTION <input type="radio"/> AS BUILD DRAWINGS		
DESIGNATION	NAME	SIGNATURE
ARCHITECT	ABDULLA ANEEL	
ARC.CHECKER	AJ ZAMEER	
ENGINEER	NAMSH JAMAL	
ENG.CHECKER	ABDUL NASEEH	
	DATE 20.08.2025	DWG. NO: AR 11
	A1 A2 A3	
SCALE	- -	

SYMBOL	FIX GLASS WINDOW – 04	TOTAL = 01 no.
AREA		G.A. = 16.94 m ²



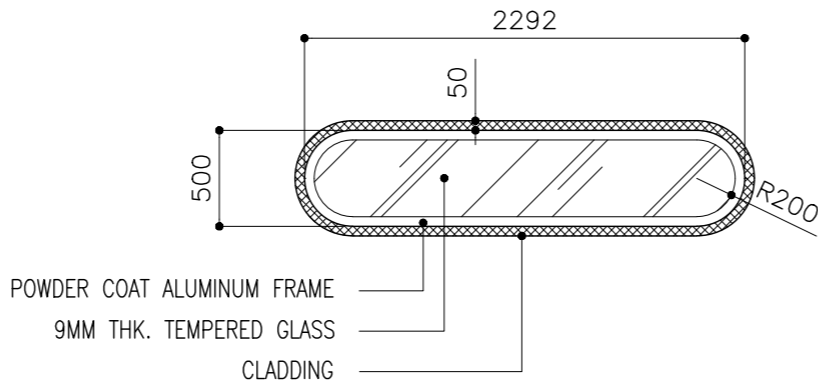
LOCATION	ELEVATION – E2
QUANTITY	01
DOOR FRAME	POWDER COAT ALUMINUM FRAME
DOOR PANEL	POWDER COAT ALUMINUM PANEL WITH 9MM THK. TEMPERED GLASS
LOCK/HINGES	–
FINISHES	GLASS FINISH
REMARKS	–

SYMBOL	FIX GLASS WINDOW – 05	TOTAL = 01 no.
AREA		G.A. = 5.28 m ²



LOCATION	ELEVATION – E1
QUANTITY	01
DOOR FRAME	POWDER COAT ALUMINUM FRAME
DOOR PANEL	POWDER COAT ALUMINUM PANEL WITH 9MM THK. TEMPERED GLASS
LOCK/HINGES	–
FINISHES	GLASS FINISH
REMARKS	–

FIX GLASS WINDOW – 06	TOTAL = 01 no.
	G.A. = 4.37 m ²



ELEVATION – E1
01
POWDER COAT ALUMINUM FRAME
POWDER COAT ALUMINUM PANEL WITH 9MM THK. TEMPERED GLASS
–
GLASS FINISH
–

CLIENT:
MINISTRY OF HIGHER
EDUCATION, LABOUR &
SKILLS DEVELOPMENT

DESIGN BY:
MINISTRY OF HIGHER
EDUCATION, LABOUR &
SKILLS DEVELOPMENT

WARNING:

- Contractor to verify all dimensions of existing works on site before commencing any work or preparing shop drawings.
- Do not scale drawings, use written dimensions only.
- This drawing is to be read in conjunction with the specifications and conditions of contract.

PROJECT:

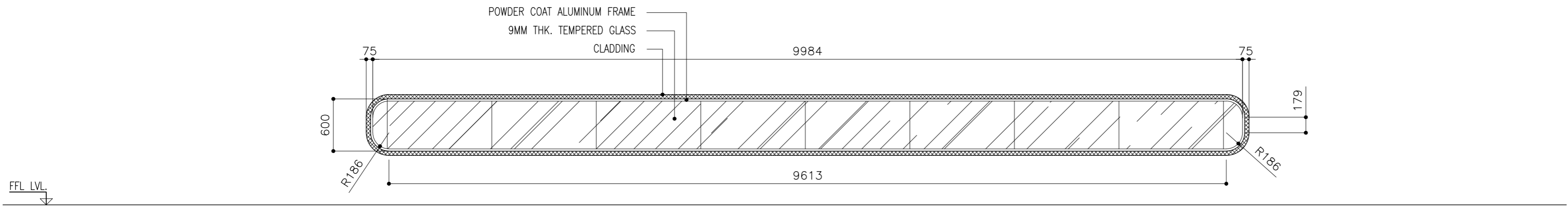
PROPOSED GA.
VILLINGILI TVET CENTER
& STUDENT
ACCOMMODATION

PHASE:

- ☐ CONCEPT DESIGN
- ☒ DESIGN DEVELOPMENT
- ☐ TENDER DOCUMENT
- ☐ FOR CONSTRUCTION
- ☐ AS BUILD DRAWINGS

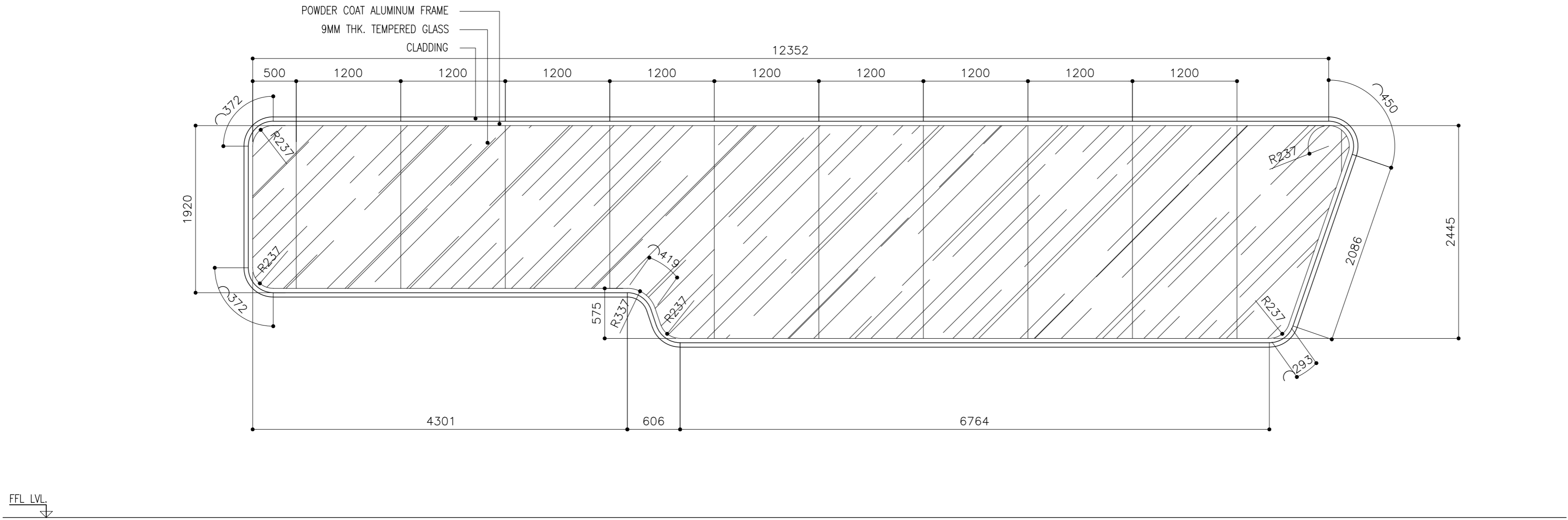
DESIGNATION	NAME	SIGNATURE
ARCHITECT	ABDULLA ANEEL	
ARC.CHECKER	AU ZAMEER	
ENGINEER	NASHI JAMAL	
ENG.CHECKER	ABDULL NASEEH	
	DATE	DWG. NO:
	20.08.2025	AR12
	A1 A2 A3	
SCALE	- -	

SYMBOL	FIX GLASS WINDOW - 07	TOTAL = 01 no.
AREA		G.A. = 5.46 m ²



LOCATION	ELEVATION - E1
QUANTITY	01
DOOR FRAME	POWDER COAT ALUMINUM FRAME
DOOR PANEL	POWDER COAT ALUMINUM PANEL WITH 9MM THK. TEMPERED GLASS
LOCK/HINGES	-
FINISHES	GLASS FINISH
REMARKS	-

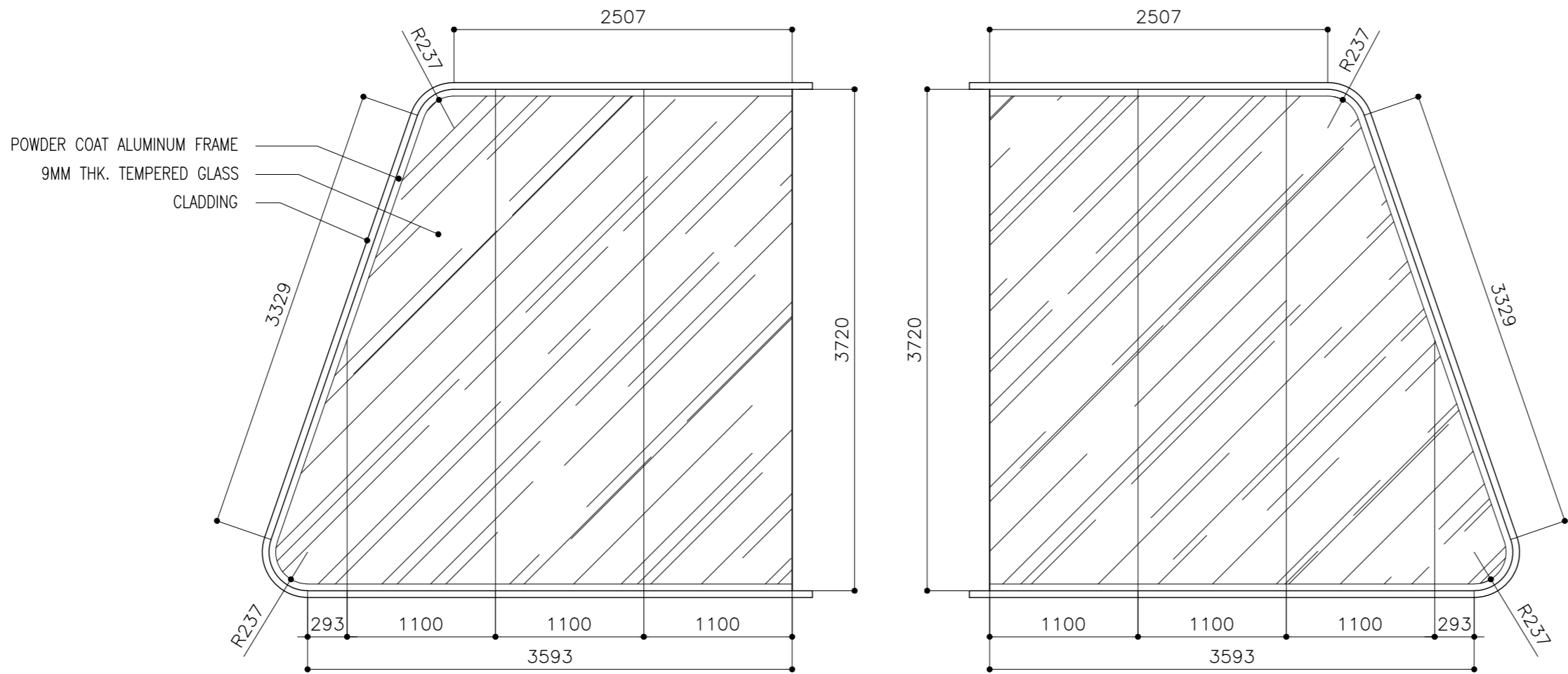
SYMBOL	FIX GLASS WINDOW - 08	TOTAL = 01 no.
AREA		G.A. = 28.71 m ²



LOCATION	ELEVATION - E1
QUANTITY	01
DOOR FRAME	POWDER COAT ALUMINUM FRAME
DOOR PANEL	POWDER COAT ALUMINUM PANEL WITH 9MM THK. TEMPERED GLASS
LOCK/HINGES	-
FINISHES	GLASS FINISH
REMARKS	-

CLIENT: MINISTRY OF HIGHER EDUCATION, LABOUR & SKILLS DEVELOPMENT		
DESIGN BY: MINISTRY OF HIGHER EDUCATION, LABOUR & SKILLS DEVELOPMENT		
WARNING: - Contractor to verify all dimensions of existing works on site before commencing any work or preparing shop drawings. - Do not scale drawings, use written dimensions only. - This drawing is to be read in conjunction with the specifications and conditions of contract.		
PROJECT: PROPOSED GA. VILLINGILI TVET CENTER & STUDENT ACCOMMODATION		
PHASE: <input type="radio"/> CONCEPT DESIGN <input checked="" type="radio"/> DESIGN DEVELOPMENT <input type="radio"/> TENDER DOCUMENT <input type="radio"/> FOR CONSTRUCTION <input type="radio"/> AS BUILD DRAWINGS		
DESIGNATION	NAME	SIGNATURE
ARCHITECT	ABDULLA ANEEL	
ARC.CHECKER	ALI ZAMEER	
ENGINEER	NAASHI JAMAAL	
ENG.CHECKER	ABDULL NASEEH	
DATE 20.08.2025		DWG. NO: AR13
SCALE	A1 A2 A3 - - -	

SYMBOL	FIX GLASS WINDOW - 09	TOTAL = 01 no.
AREA		G.A. = 24.85 m²

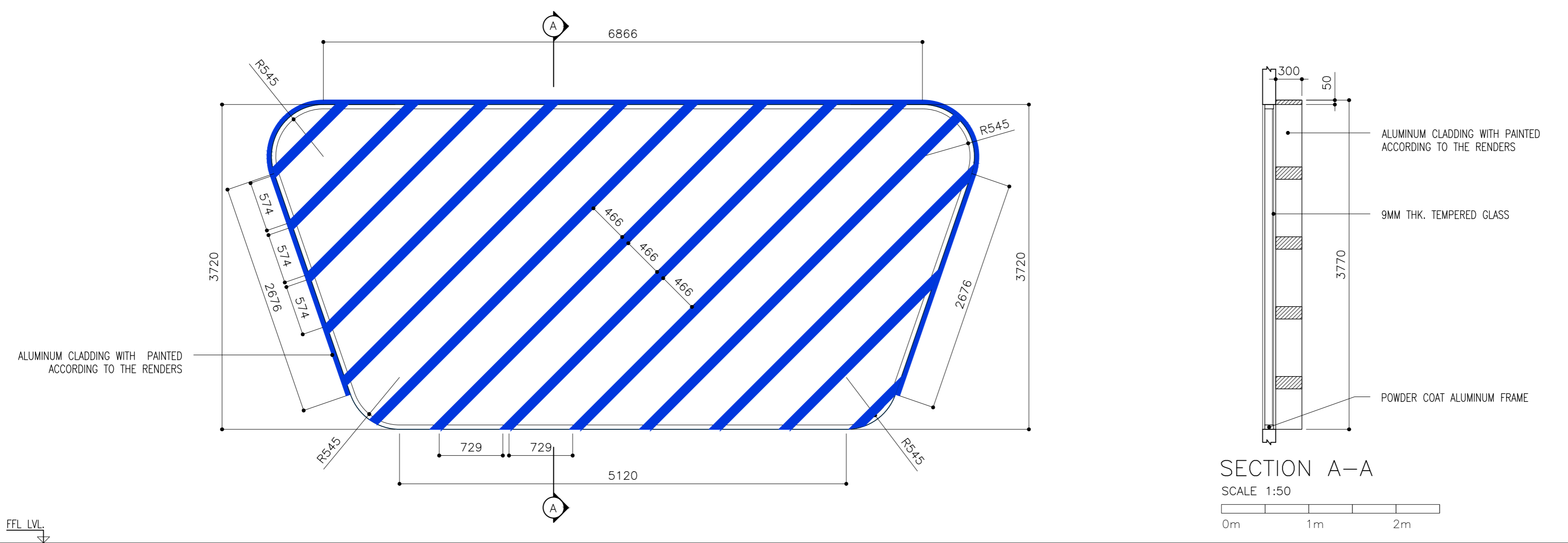


FFL LVL. ↓

LOCATION	ELEVATION - E1
QUANTITY	01
DOOR FRAME	POWDER COAT ALUMINUM FRAME
DOOR PANEL	POWDER COAT ALUMINUM PANEL WITH 9MM THK. TEMPERED GLASS
LOCK/HINGES	-
FINISHES	GLASS FINISH
REMARKS	-

CLIENT: MINISTRY OF HIGHER EDUCATION, LABOUR & SKILLS DEVELOPMENT		
DESIGN BY: MINISTRY OF HIGHER EDUCATION, LABOUR & SKILLS DEVELOPMENT		
WARNING: - Contractor to verify all dimensions of existing works on site before commencing any work or preparing shop drawings. - Do not scale drawings, use written dimensions only. - This drawing is to be read in conjunction with the specifications and conditions of contract.		
PROJECT: PROPOSED GA. VILLINGILI TVET CENTER & STUDENT ACCOMMODATION		
PHASE: <input type="radio"/> CONCEPT DESIGN <input checked="" type="radio"/> DESIGN DEVELOPMENT <input type="radio"/> TENDER DOCUMENT <input type="radio"/> FOR CONSTRUCTION <input type="radio"/> AS BUILD DRAWINGS		
DESIGNATION	NAME	SIGNATURE
ARCHITECT	ABDULLA ANEEL	
ARC.CHECKER	ALI ZAMEER	
ENGINEER	NAASH JAMAL	
ENG.CHECKER	ABDULL NASEEH	
DATE 20.08.2025		DWG. NO: AR 14
A1	A2	A3
SCALE	-	-

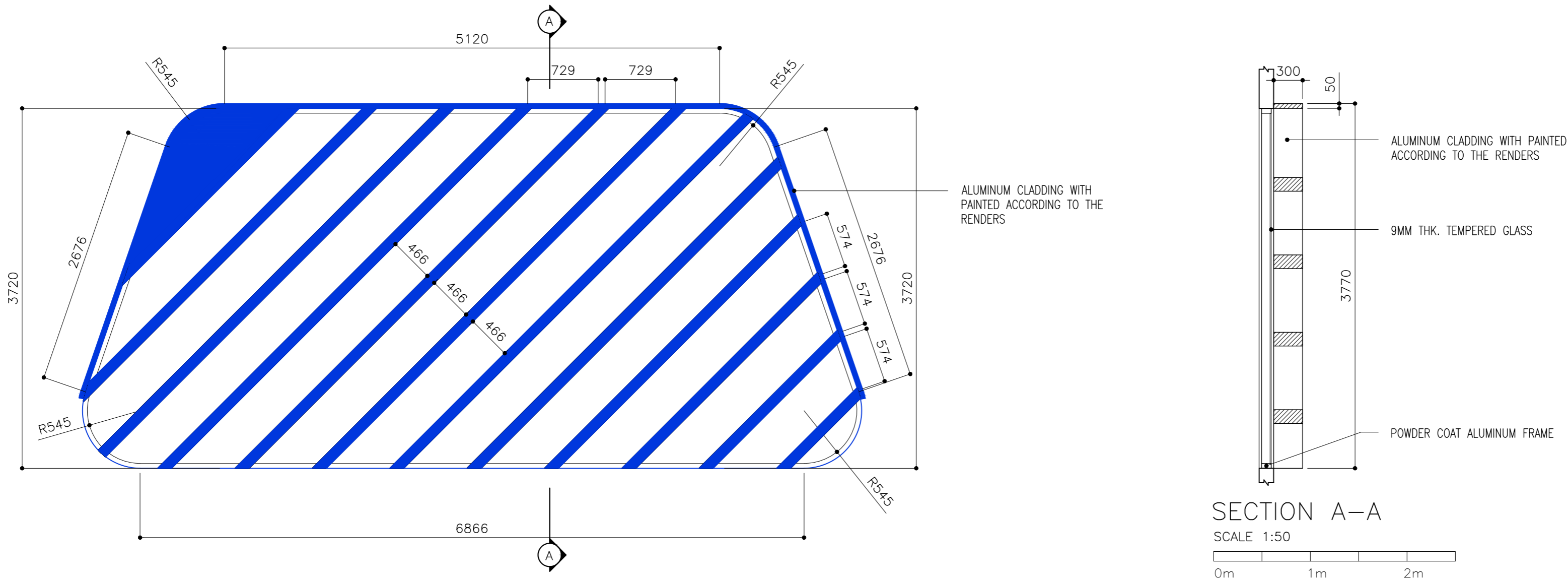
SYMBOL	FIX GLASS WINDOW – 10	TOTAL = 01 no.
AREA		G.A. = 26.59 m ²



LOCATION	ELEVATION – E2
QUANTITY	01
DOOR FRAME	POWDER COAT ALUMINUM FRAME
DOOR PANEL	POWDER COAT ALUMINUM PANEL WITH 9MM THK. TEMPERED GLASS
LOCK/HINGES	–
FINISHES	GLASS FINISH
REMARKS	–

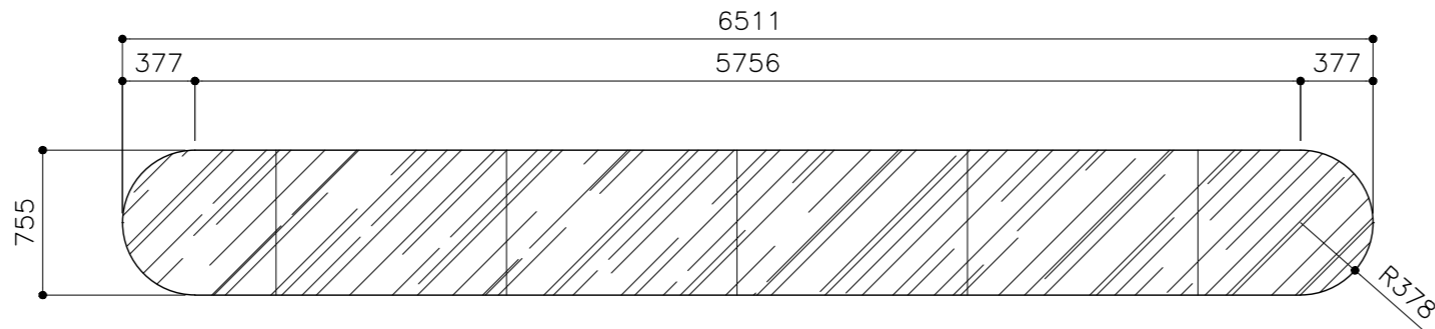
CLIENT: MINISTRY OF HIGHER EDUCATION, LABOUR & SKILLS DEVELOPMENT		
DESIGN BY: MINISTRY OF HIGHER EDUCATION, LABOUR & SKILLS DEVELOPMENT		
WARNING: – Contractor to verify all dimensions of existing works on site before commencing any work or preparing shop drawings. – Do not scale drawings, use written dimensions only. – This drawing is to be read in conjunction with the specifications and conditions of contract.		
PROJECT: PROPOSED GA. VILLINGILI TVET CENTER & STUDENT ACCOMMODATION		
PHASE: <input type="radio"/> CONCEPT DESIGN <input checked="" type="radio"/> DESIGN DEVELOPMENT <input type="radio"/> TENDER DOCUMENT <input type="radio"/> FOR CONSTRUCTION <input type="radio"/> AS BUILD DRAWINGS		
DESIGNATION	NAME	SIGNATURE
ARCHITECT	ABDULLA ANEEL	
ARC.CHECKER	ALI ZAMEER	
ENGINEER	NASIR JAMAL	
ENG.CHECKER	ABDULL NASEEH	
	DATE	DWG. NO:
	20.08.2025	AR15
	A1 A2 A3	
SCALE	- -	

SYMBOL	FIX GLASS WINDOW – 11	TOTAL = 01 no.
AREA		G.A. = 26.59 m ²



FFL LVL.	
LOCATION	ELEVATION – E2
QUANTITY	01
DOOR FRAME	POWDER COAT ALUMINUM FRAME
DOOR PANEL	POWDER COAT ALUMINUM PANEL WITH 9MM THK. TEMPERED GLASS
LOCK/HINGES	–
FINISHES	GLASS FINISH
REMARKS	–

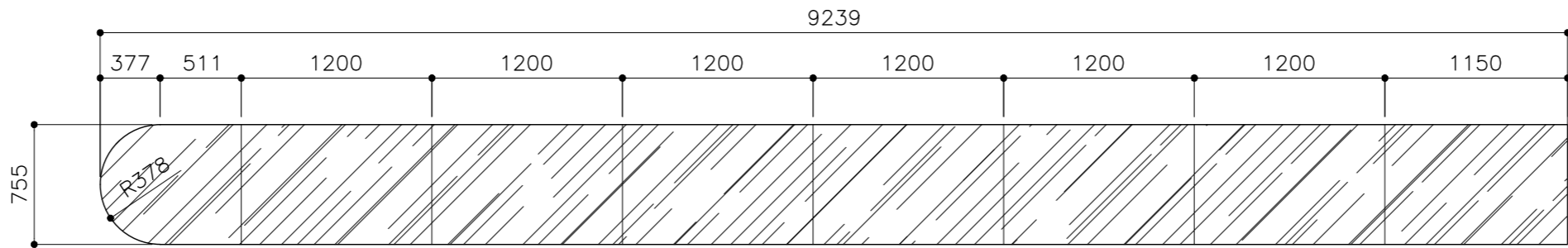
SYMBOL	FIX GLASS WINDOW – 12	TOTAL = 01 no.
AREA		G.A. = 4.79 m ²



FFL LVL.	
LOCATION	ELEVATION – E1
QUANTITY	01
DOOR FRAME	POWDER COAT ALUMINUM FRAME
DOOR PANEL	POWDER COAT ALUMINUM PANEL WITH 9MM THK. TEMPERED GLASS
LOCK/HINGES	–
FINISHES	GLASS FINISH
REMARKS	–

CLIENT: MINISTRY OF HIGHER EDUCATION, LABOUR & SKILLS DEVELOPMENT		
DESIGN BY: MINISTRY OF HIGHER EDUCATION, LABOUR & SKILLS DEVELOPMENT		
WARNING: – Contractor to verify all dimensions of existing works on site before commencing any work or preparing shop drawings. – Do not scale drawings, use written dimensions only. – This drawing is to be read in conjunction with the specifications and conditions of contract.		
PROJECT: PROPOSED GA. VILLINGILI TVET CENTER & STUDENT ACCOMMODATION		
PHASE: <input type="radio"/> CONCEPT DESIGN <input checked="" type="radio"/> DESIGN DEVELOPMENT <input type="radio"/> TENDER DOCUMENT <input type="radio"/> FOR CONSTRUCTION <input type="radio"/> AS BUILD DRAWINGS		
DESIGNATION	NAME	SIGNATURE
ARCHITECT	ABDULLA ANEEL	
ARC.CHECKER	ALI ZAMEER	
ENGINEER	NASHI JAMAL	
ENG.CHECKER	ABDULL NASEEH	
DATE 20.08.2025		DWG. NO: AR16
SCALE	A1 A2 A3 - - -	

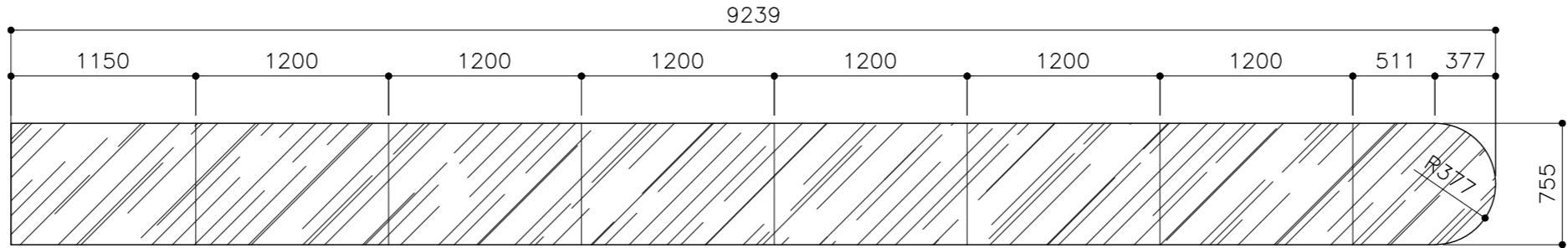
SYMBOL	FIX GLASS WINDOW – 13–A	TOTAL = 01 no.
AREA		G.A. = 6.91 m ²



FFL LVL
↓

LOCATION	ELEVATION – E1
QUANTITY	01
DOOR FRAME	POWDER COAT ALUMINUM FRAME
DOOR PANEL	POWDER COAT ALUMINUM PANEL WITH 9MM THK. TEMPERED GLASS
LOCK/HINGES	–
FINISHES	GLASS FINISH
REMARKS	–

SYMBOL	FIX GLASS WINDOW – 13–B	TOTAL = 01 no.
AREA		G.A. = 6.91 m ²

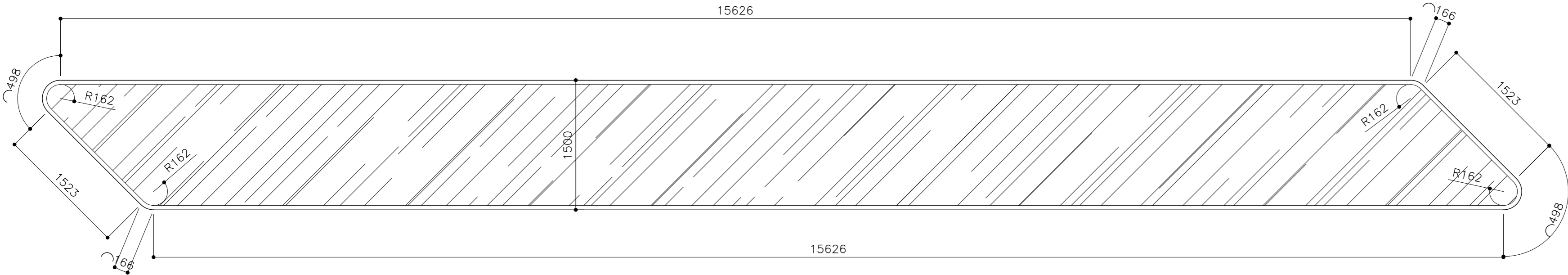


FFL LVL
↓

LOCATION	ELEVATION – E2
QUANTITY	01
DOOR FRAME	POWDER COAT ALUMINUM FRAME
DOOR PANEL	POWDER COAT ALUMINUM PANEL WITH 9MM THK. TEMPERED GLASS
LOCK/HINGES	–
FINISHES	GLASS FINISH
REMARKS	–

CLIENT: MINISTRY OF HIGHER EDUCATION, LABOUR & SKILLS DEVELOPMENT		
DESIGN BY: MINISTRY OF HIGHER EDUCATION, LABOUR & SKILLS DEVELOPMENT		
WARNING: – Contractor to verify all dimensions of existing works on site before commencing any work or preparing shop drawings. – Do not scale drawings, use written dimensions only. – This drawing is to be read in conjunction with the specifications and conditions of contract.		
PROJECT: PROPOSED GA. VILLINGILI TVET CENTER & STUDENT ACCOMMODATION		
PHASE: <input type="radio"/> CONCEPT DESIGN <input checked="" type="radio"/> DESIGN DEVELOPMENT <input type="radio"/> TENDER DOCUMENT <input type="radio"/> FOR CONSTRUCTION <input type="radio"/> AS BUILD DRAWINGS		
DESIGNATION	NAME	SIGNATURE
ARCHITECT	ABDULLA ANEEL	
ARC.CHECKER	ALI ZAMEER	
ENGINEER	NAASHI JAMAAL	
ENG.CHECKER	ABDULL NASEEH	
	DATE 20.08.2025	DWG. NO: AR17
	A1 A2 A3	
SCALE	– –	

SYMBOL	FIX GLASS WINDOW – 14	TOTAL = 01 no.
AREA		G.A. = 24.22 m ²



FFL LVL
↓

LOCATION	ELEVATION – E1
QUANTITY	01
DOOR FRAME	POWDER COAT ALUMINUM FRAME
DOOR PANEL	POWDER COAT ALUMINUM PANEL WITH 9MM THK. TEMPERED GLASS
LOCK/HINGES	–
FINISHES	GLASS FINISH
REMARKS	–

CLIENT:
MINISTRY OF HIGHER
EDUCATION, LABOUR &
SKILLS DEVELOPMENT

DESIGN BY:
MINISTRY OF HIGHER
EDUCATION, LABOUR &
SKILLS DEVELOPMENT

WARNING:
– Contractor to verify all
dimensions of existing
works on site before
commencing any work or
preparing shop drawings.
– Do not scale drawings, use
written dimensions only.
– This drawing is to be read
in conjunction with the
specifications and
conditions of contract.

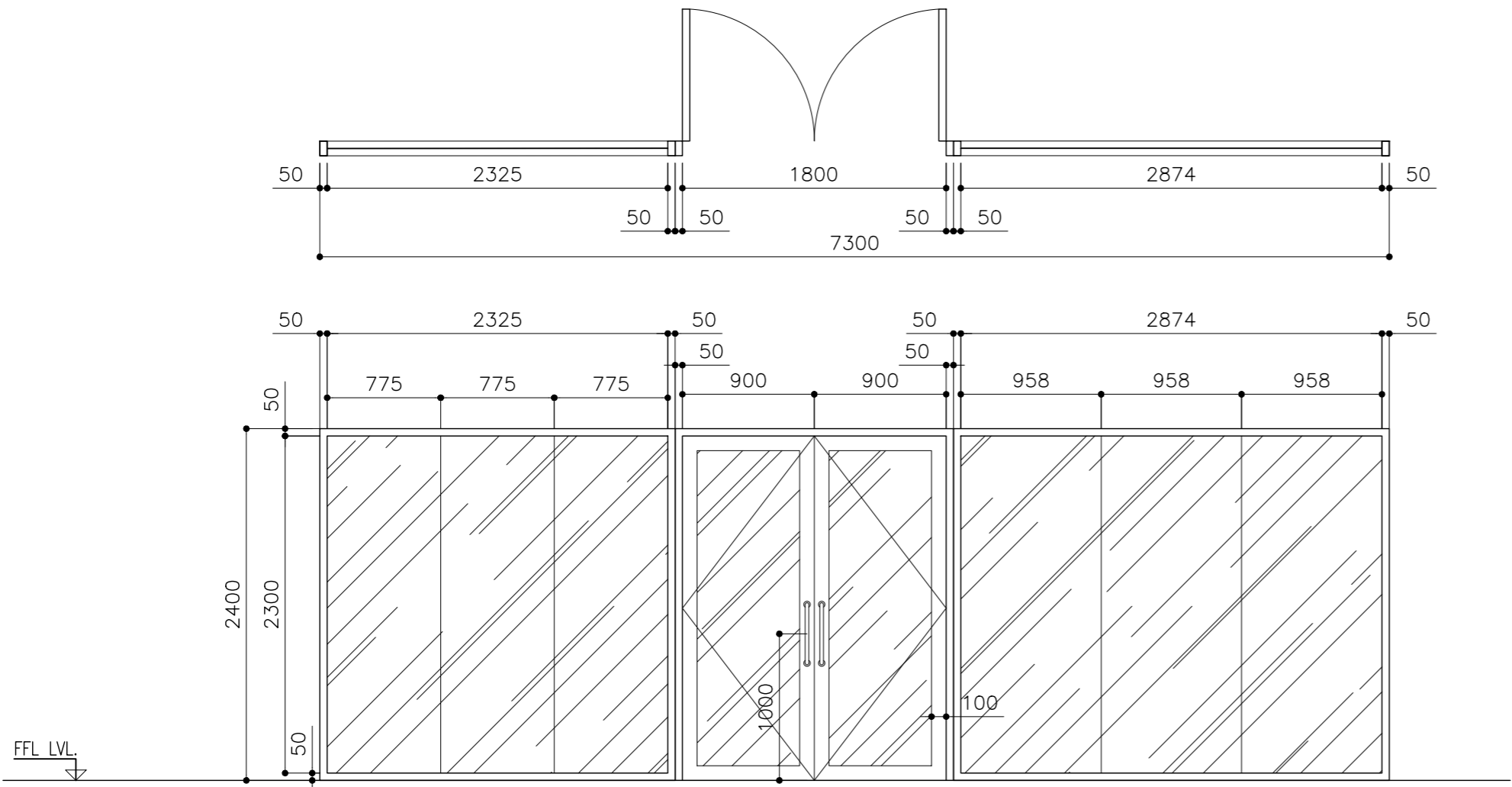
PROJECT:

PROPOSED GA.
VILLINGILI TVET CENTER
& STUDENT
ACCOMMODATION

PHASE:
☐ CONCEPT DESIGN
☒ DESIGN DEVELOPMENT
☐ TENDER DOCUMENT
☐ FOR CONSTRUCTION
☐ AS BUILD DRAWINGS

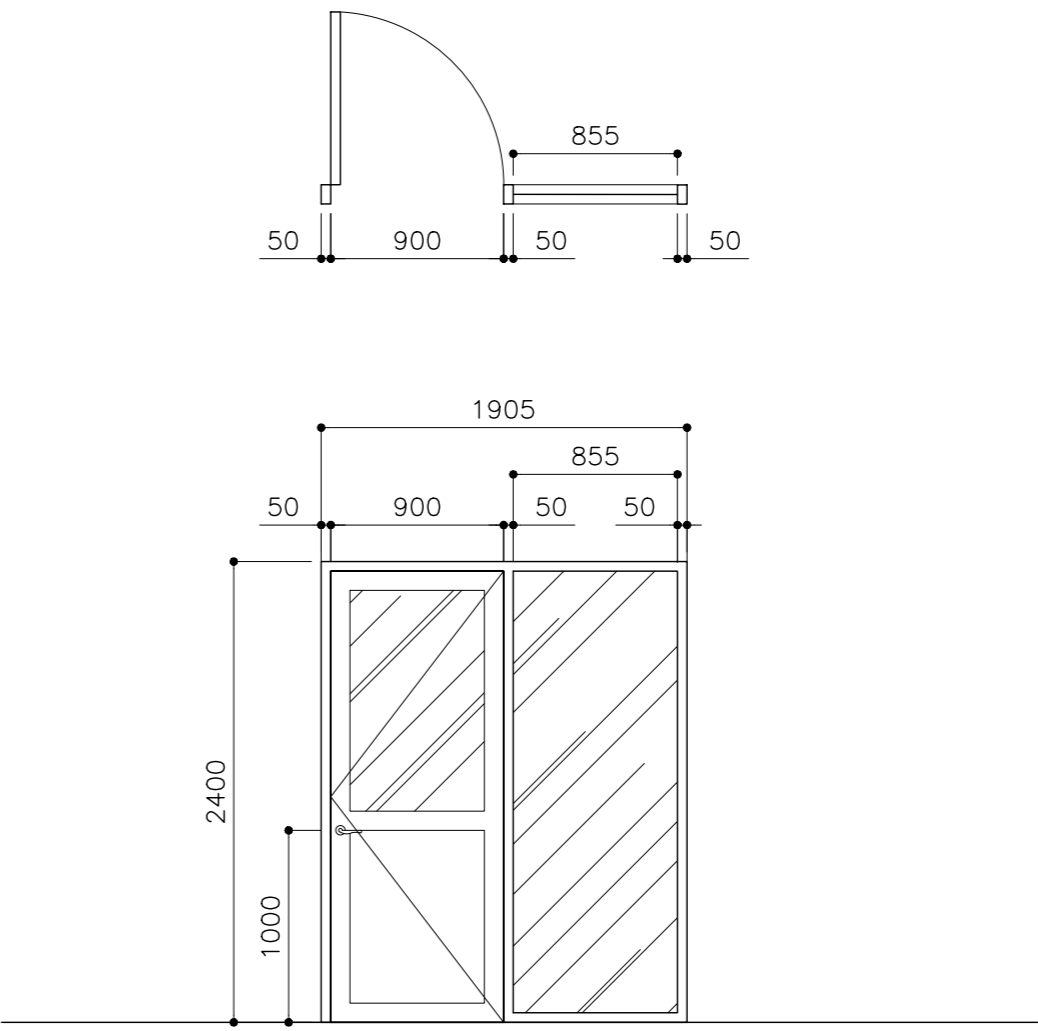
DESIGNATION	NAME	SIGNATURE
ARCHITECT	ABDULLA ANEEL	
ARC.CHECKER	ALI ZAMEER	
ENGINEER	NASIH JAMAL	
ENG.CHECKER	ABDULL NASEEH	
	DATE	DWG. NO:
	20.08.2025	AR18
	A1 A2 A3	
SCALE	- -	

SYMBOL	D1	TOTAL = 01 no.
AREA		G.A. = 17.63 m ²



LOCATION	ENTRANCE
QUANTITY	01
DOOR FRAME	POWDER COAT ALUMINUM FRAME
DOOR PANEL	POWDER COAT ALUMINUM PANEL WITH 9MM THK. TEMPERED GLASS
LOCK/HINGES	BRUSHED METAL (SILVER) x 6 LOCK x1
FINISHES	BLACK FINISH
REMARKS	-

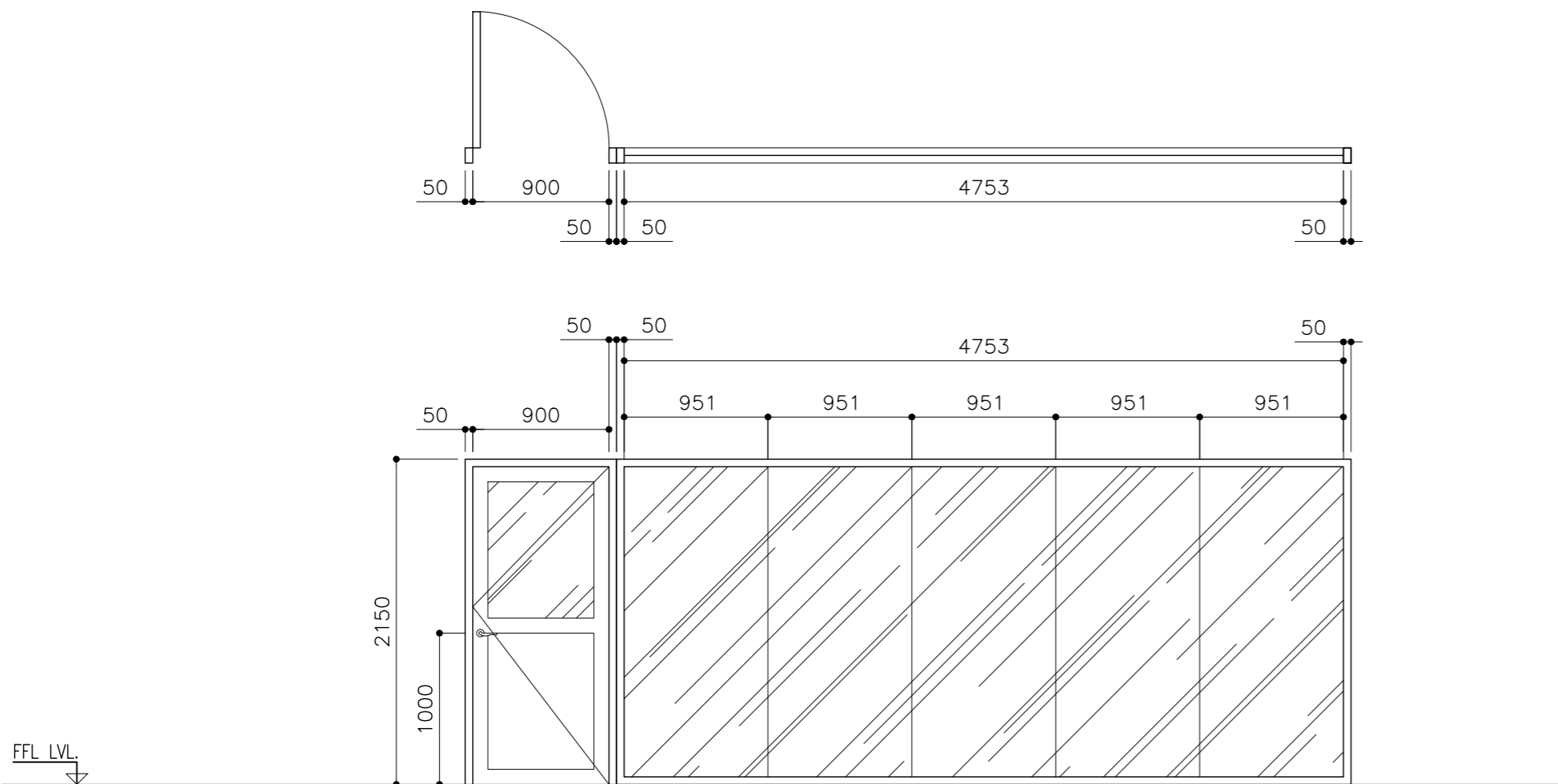
D1	TOTAL = 01 no.
	G.A. = 4.57 m ²



SECURITY
01
POWDER COAT ALUMINUM FRAME
POWDER COAT ALUMINUM PANEL WITH 9MM THK. TEMPERED GLASS
BRUSHED METAL (SILVER) x 4 LOCK x1
BLACK FINISH
-

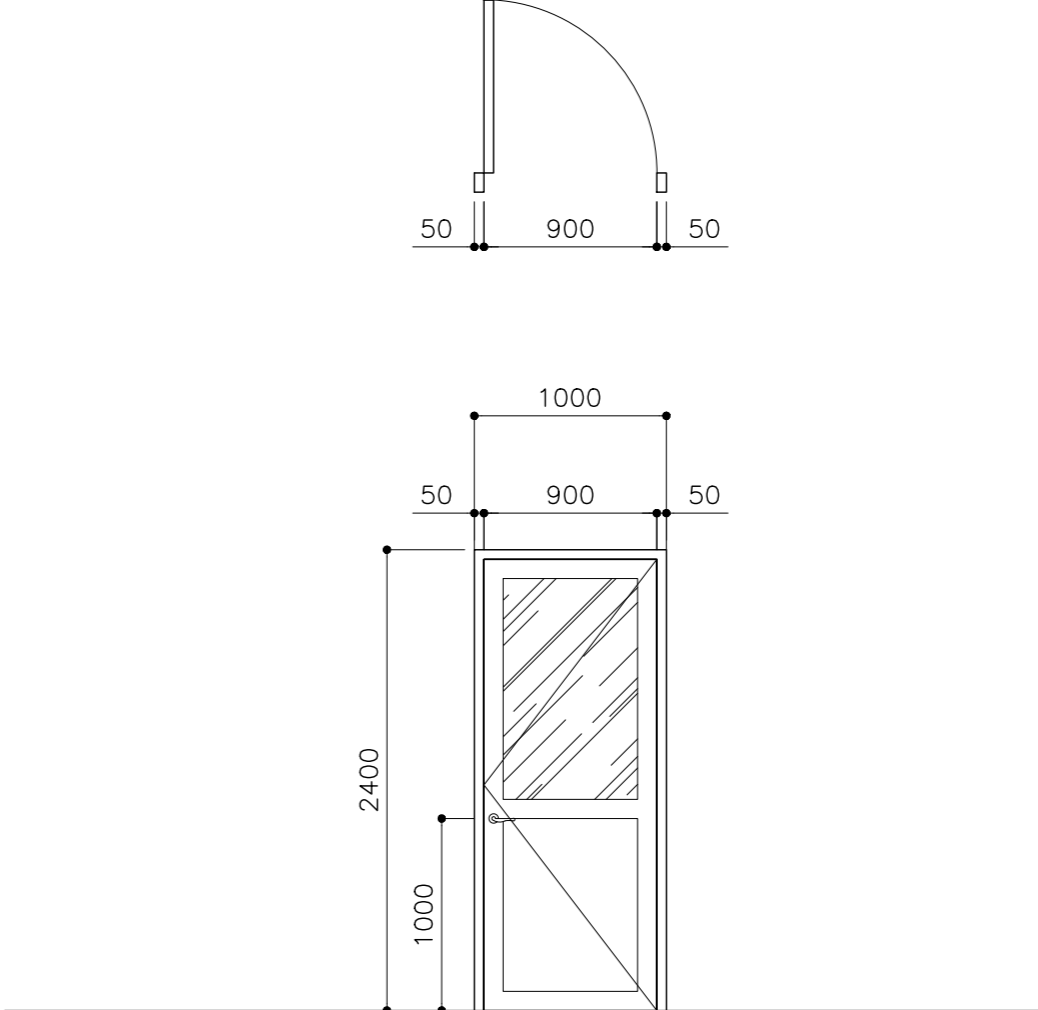
CLIENT: MINISTRY OF HIGHER EDUCATION, LABOUR & SKILLS DEVELOPMENT		
DESIGN BY: MINISTRY OF HIGHER EDUCATION, LABOUR & SKILLS DEVELOPMENT		
WARNING: - Contractor to verify all dimensions of existing works on site before commencing any work or preparing shop drawings. - Do not scale drawings, use written dimensions only. - This drawing is to be read in conjunction with the specifications and conditions of contract.		
PROJECT: PROPOSED GA. VILLINGILI TVET CENTER & STUDENT ACCOMMODATION		
PHASE: <input type="radio"/> CONCEPT DESIGN <input checked="" type="radio"/> DESIGN DEVELOPMENT <input type="radio"/> TENDER DOCUMENT <input type="radio"/> FOR CONSTRUCTION <input type="radio"/> AS BUILD DRAWINGS		
DESIGNATION	NAME	SIGNATURE
ARCHITECT	ABDULLA ANEEL	
ARC.CHECKER	ALI ZAMEER	
ENGINEER	NASHIH JAMAL	
ENG.CHECKER	ABDULL NASEEH	
	DATE: 20.08.2025	DWG. NO: AR19
SCALE	A1 A2 A3 - - -	

SYMBOL	D1	TOTAL = 01 no.
AREA		G.A. = 12.58 m ²



LOCATION	MEETING ROOM
QUANTITY	01
DOOR FRAME	POWDER COAT ALUMINUM FRAME
DOOR PANEL	POWDER COAT ALUMINUM PANEL WITH 9MM THK. TEMPERED GLASS
LOCK/HINGES	BRUSHED METAL (SILVER) x 3 LOCK x1
FINISHES	BLACK FINISH
REMARKS	-

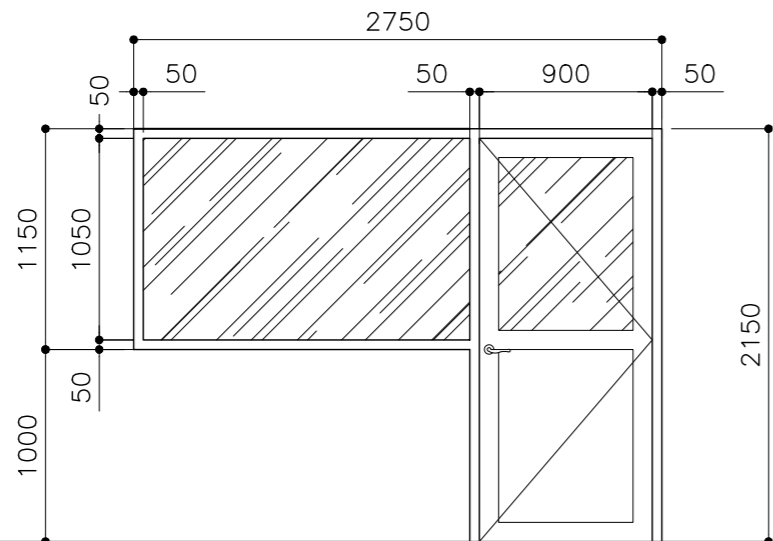
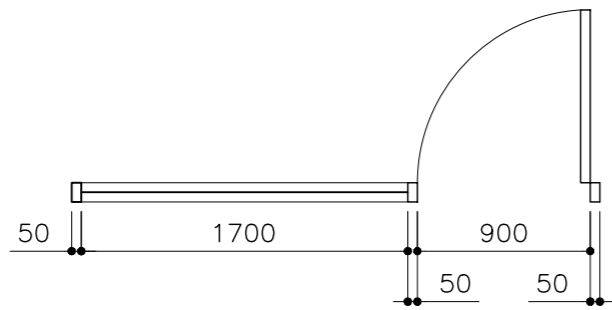
D1	TOTAL = 34 no.
	G.A. = 2.4 m ²



ADMIN OFFICE/RECEPTION STORAGE/MEP/TOILET/CLASS ROOM/SERVER ROOM/STUDY ROOM/STUDENT SERVICE CENTER/ AUDITORIUM PANTRY/MEETING ROOM
34
POWDER COAT ALUMINUM FRAME
POWDER COAT ALUMINUM PANEL WITH 9MM THK. TEMPERED GLASS
BRUSHED METAL (SILVER) x 3 LOCK x1
BLACK FINISH
-

CLIENT: MINISTRY OF HIGHER EDUCATION, LABOUR & SKILLS DEVELOPMENT		
DESIGN BY: MINISTRY OF HIGHER EDUCATION, LABOUR & SKILLS DEVELOPMENT		
WARNING: - Contractor to verify all dimensions of existing works on site before commencing any work or preparing shop drawings. - Do not scale drawings, use written dimensions only. - This drawing is to be read in conjunction with the specifications and conditions of contract.		
PROJECT: PROPOSED GA. VILLINGILI TVET CENTER & STUDENT ACCOMMODATION		
PHASE: <input type="radio"/> CONCEPT DESIGN <input checked="" type="radio"/> DESIGN DEVELOPMENT <input type="radio"/> TENDER DOCUMENT <input type="radio"/> FOR CONSTRUCTION <input type="radio"/> AS BUILD DRAWINGS		
DESIGNATION	NAME	SIGNATURE
ARCHITECT	ABDULLA ANEEL	
ARC.CHECKER	ALI ZAMEER	
ENGINEER	NASIH JAMAL	
ENG.CHECKER	ABDULL NASEEH	
	DATE	DWG. NO:
	20.08.2025	AR20
	A1 A2 A3	
SCALE	- -	

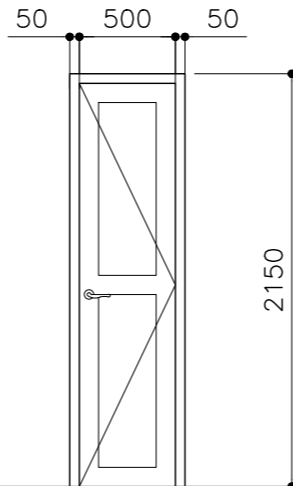
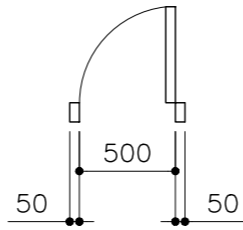
SYMBOL	D5	TOTAL = 01 no.
AREA		G.A. = 4.16 m ²



FFL LVL.

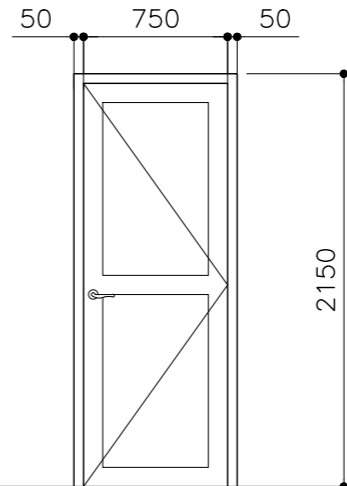
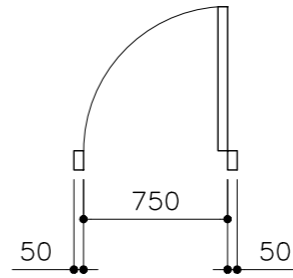
LOCATION	ADMINISTRATION OFFICE
QUANTITY	01
DOOR FRAME	POWDER COAT ALUMINUM FRAME
DOOR PANEL	POWDER COAT ALUMINUM PANEL WITH 9MM THK. TEMPERED GLASS
LOCK/HINGES	BRUSHED METAL (SILVER) x 3 LOCK x1
FINISHES	BLACK FINISH
REMARKS	-

D6	TOTAL = 18 no.
	G.A. = 1.29 m ²



TOILET
18
POWDER COAT ALUMINUM FRAME
POWDER COAT ALUMINUM PANEL
BRUSHED METAL (SILVER) x 3 LOCK x1
BLACK FINISH
-

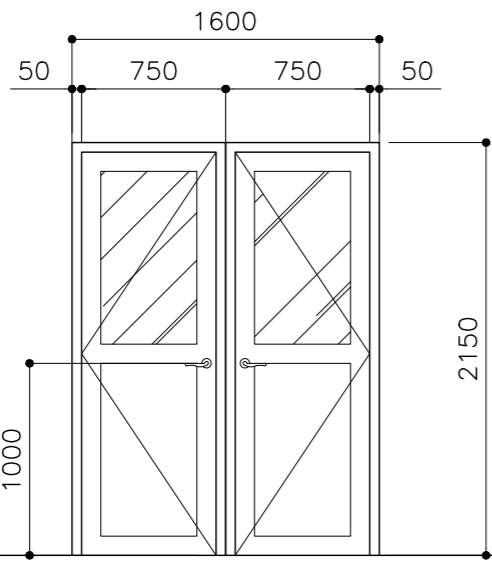
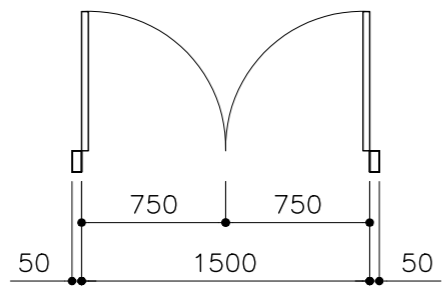
D6	TOTAL = 2 no.
	G.A. = 1.82 m ²



WORKSHOP AREA
02
POWDER COAT ALUMINUM FRAME
POWDER COAT ALUMINUM PANEL
BRUSHED METAL (SILVER) x 3 LOCK x1
BLACK FINISH
-

CLIENT: MINISTRY OF HIGHER EDUCATION, LABOUR & SKILLS DEVELOPMENT		
DESIGN BY: MINISTRY OF HIGHER EDUCATION, LABOUR & SKILLS DEVELOPMENT		
WARNING: - Contractor to verify all dimensions of existing works on site before commencing any work or preparing shop drawings. - Do not scale drawings, use written dimensions only. - This drawing is to be read in conjunction with the specifications and conditions of contract.		
PROJECT: PROPOSED GA. VILLINGILI TVET CENTER & STUDENT ACCOMMODATION		
PHASE: <input type="radio"/> CONCEPT DESIGN <input checked="" type="radio"/> DESIGN DEVELOPMENT <input type="radio"/> TENDER DOCUMENT <input type="radio"/> FOR CONSTRUCTION <input type="radio"/> AS BUILD DRAWINGS		
DESIGNATION	NAME	SIGNATURE
ARCHITECT	ABDULLA ANEEL	
ARC.CHECKER	ALI ZAMEER	
ENGINEER	NAASHI JAMAL	
ENG.CHECKER	ABDULL NASEEH	
	DATE: 20.08.2025	DWG. NO: AR21
	A1 A2 A3	
SCALE	- -	

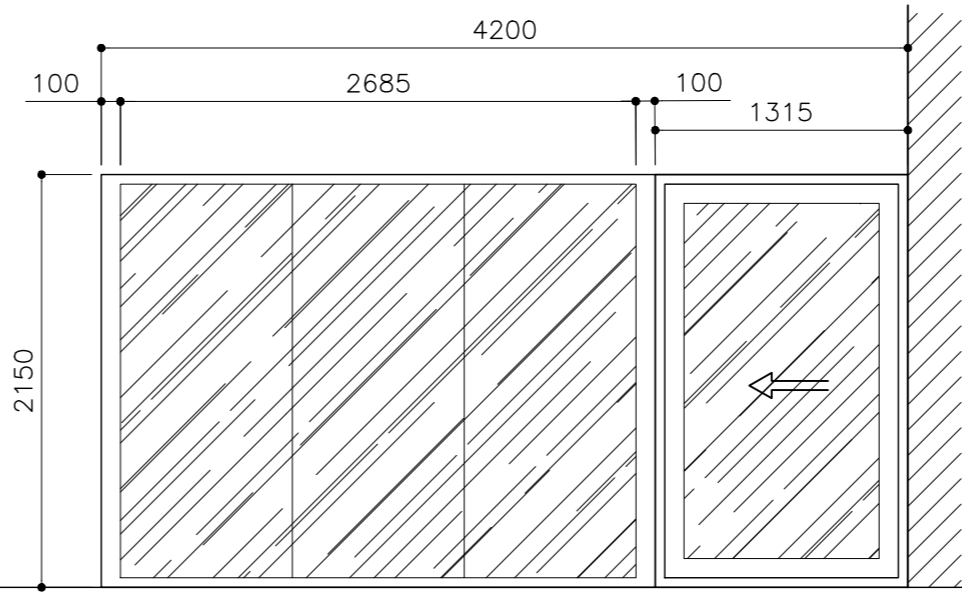
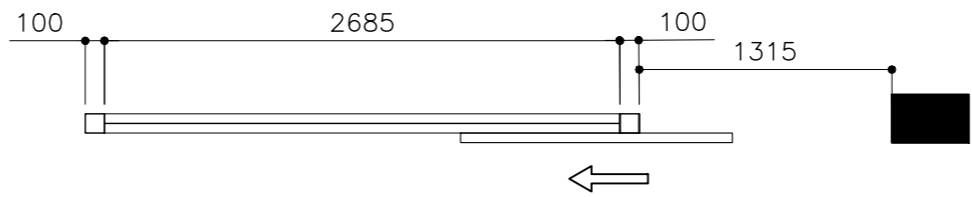
SYMBOL	D8	TOTAL = 06 no.
AREA		G.A. = 3.44 m ²



FFL LVL

LOCATION	WORKSHOP/ STAFF ROOM / LIBRARY
QUANTITY	06
DOOR FRAME	POWDER COAT ALUMINUM FRAME
DOOR PANEL	POWDER COAT ALUMINUM PANEL WITH 9MM THK. TEMPERED GLASS
LOCK/HINGES	BRUSHED METAL (SILVER) x 3 LOCK x1
FINISHES	BLACK FINISH
REMARKS	-

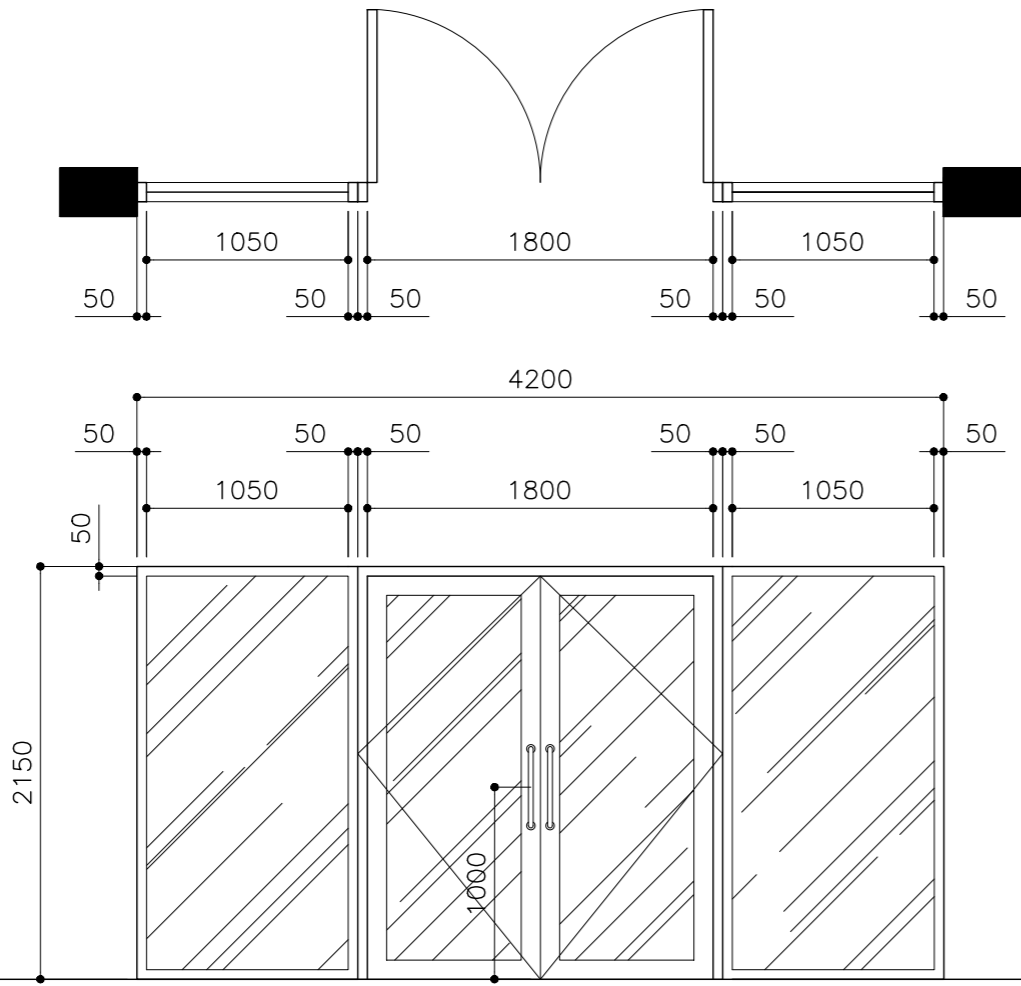
SYMBOL	D9	TOTAL = 01 no.
AREA		G.A. = 9.03 m ²



LOCATION	WAITING LOUNGE
QUANTITY	01
DOOR FRAME	POWDER COAT ALUMINUM FRAME
DOOR PANEL	POWDER COAT ALUMINUM PANEL WITH 9MM THK. TEMPERED GLASS
LOCK/HINGES	BRUSHED METAL (SILVER) x 3 LOCK x1
FINISHES	BLACK FINISH
REMARKS	-

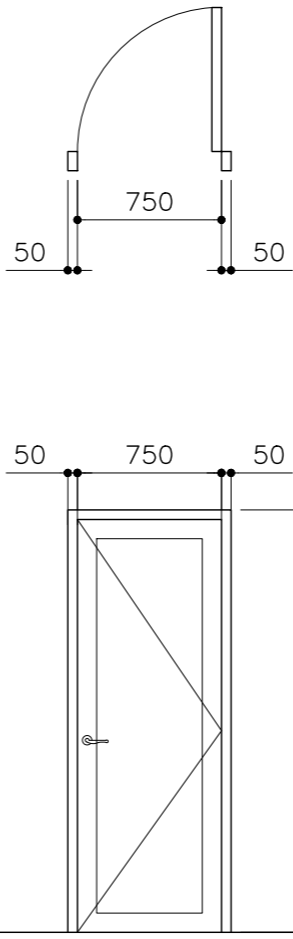
CLIENT: MINISTRY OF HIGHER EDUCATION, LABOUR & SKILLS DEVELOPMENT		
DESIGN BY: MINISTRY OF HIGHER EDUCATION, LABOUR & SKILLS DEVELOPMENT		
WARNING: - Contractor to verify all dimensions of existing works on site before commencing any work or preparing shop drawings. - Do not scale drawings, use written dimensions only. - This drawing is to be read in conjunction with the specifications and conditions of contract.		
PROJECT: PROPOSED GA. VILLINGILI TVET CENTER & STUDENT ACCOMMODATION		
PHASE: <input type="radio"/> CONCEPT DESIGN <input checked="" type="radio"/> DESIGN DEVELOPMENT <input type="radio"/> TENDER DOCUMENT <input type="radio"/> FOR CONSTRUCTION <input type="radio"/> AS BUILD DRAWINGS		
DESIGNATION	NAME	SIGNATURE
ARCHITECT	ABDULLA ANEEL	
ARC.CHECKER	ALI ZAMEER	
ENGINEER	NASHIH JAMAAL	
ENG.CHECKER	ABDULL NASEEH	
DATE 20.08.2025		DWG. NO: AR22
SCALE - -		

SYMBOL	D10	TOTAL = 01 no.
AREA		G.A. = 9.03 m ²



LOCATION	AUDITORIUM ENTRANCE
QUANTITY	01
DOOR FRAME	POWDER COAT ALUMINUM FRAME
DOOR PANEL	POWDER COAT ALUMINUM PANEL WITH 9MM THK. TEMPERED GLASS
LOCK/HINGES	BRUSHED METAL (SILVER) x 6 LOCK x1
FINISHES	BLACK FINISH
REMARKS	-

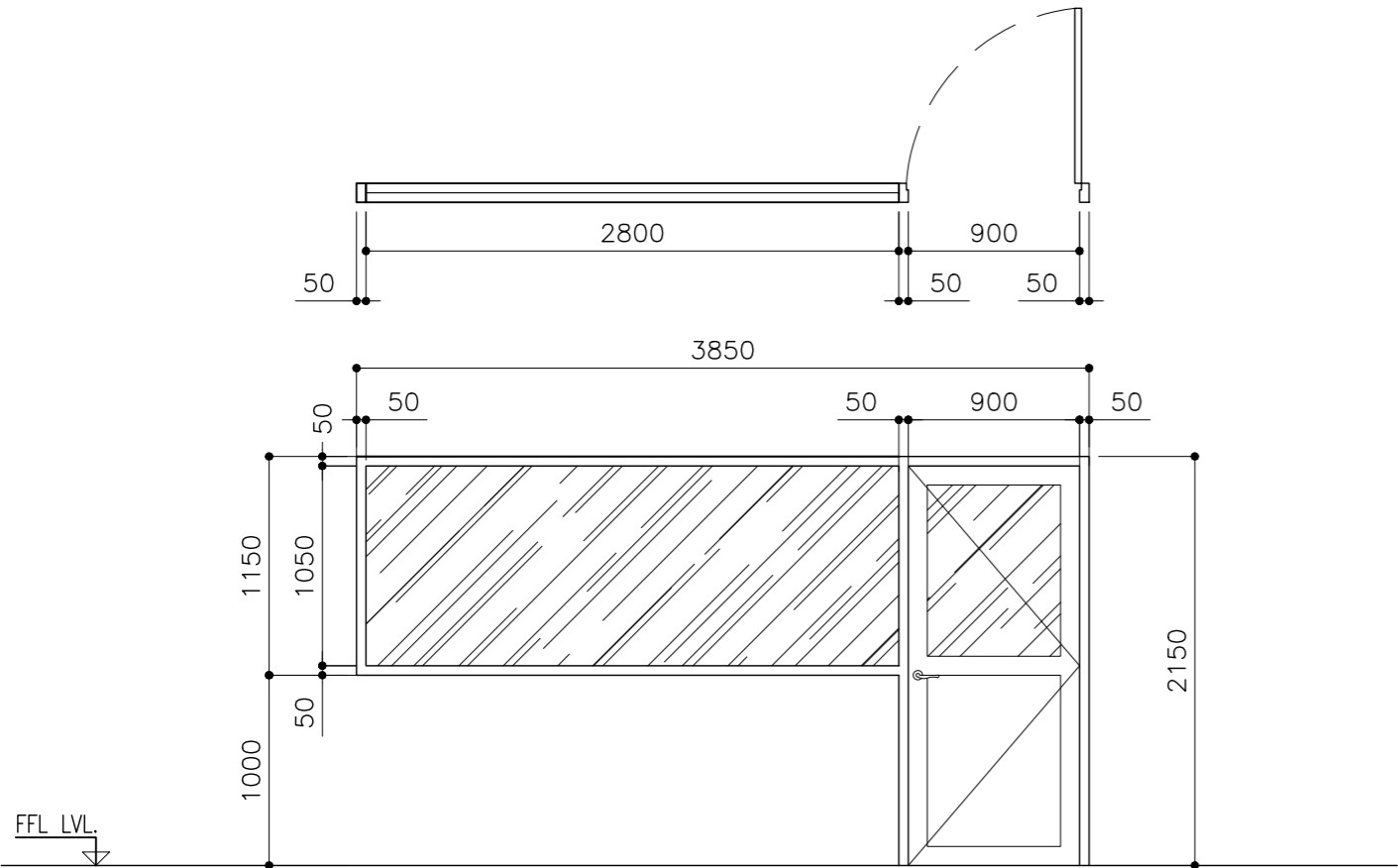
D11	TOTAL = 1 no.
	G.A. = 1.87 m ²



MACHINE ROOM
02
POWDER COAT ALUMINUM FRAME
POWDER COAT ALUMINUM PANEL
BRUSHED METAL (SILVER) x 3 LOCK x1
BLACK FINISH
-

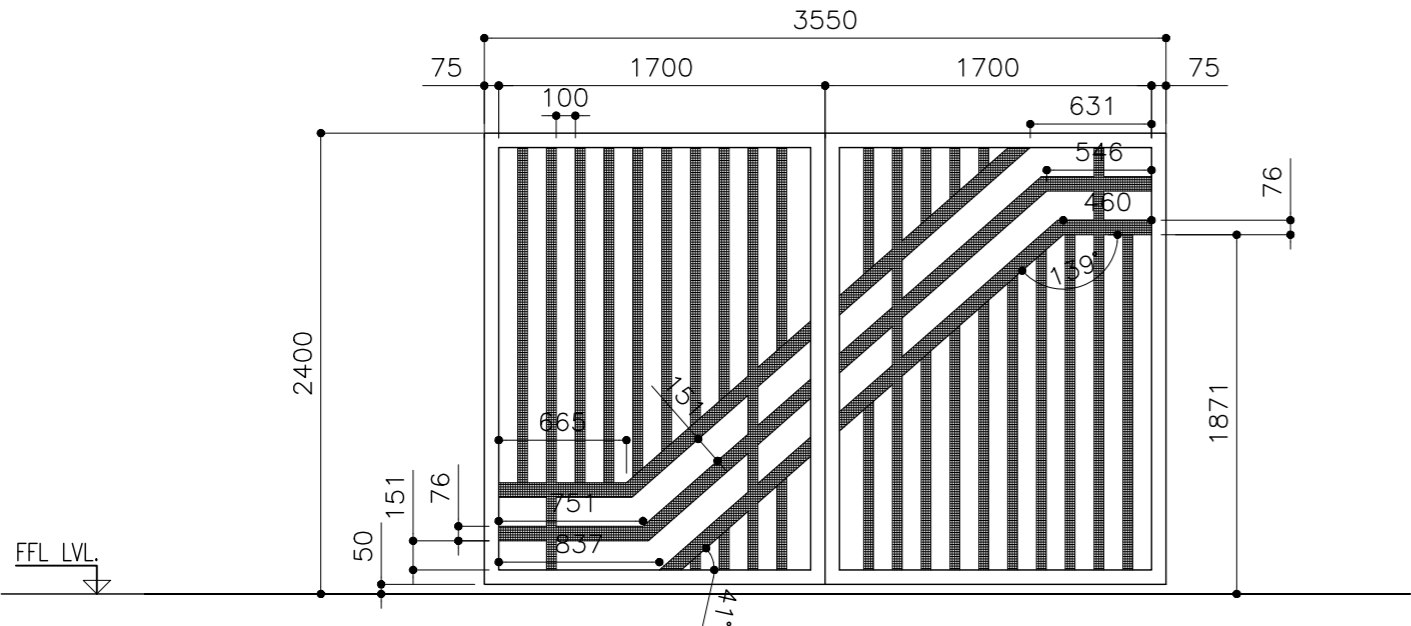
CLIENT:	MINISTRY OF HIGHER EDUCATION, LABOUR & SKILLS DEVELOPMENT		
DESIGN BY:	MINISTRY OF HIGHER EDUCATION, LABOUR & SKILLS DEVELOPMENT		
WARNING:	<div><div></div><div>Contractor to verify all dimensions of existing works on site before commencing any work or preparing shop drawings.</div><div></div><div>Do not scale drawings, use written dimensions only.</div><div></div><div>This drawing is to be read in conjunction with the specifications and conditions of contract.</div></div>		
PROJECT:	PROPOSED GA. VILLINGILI TVET CENTER & STUDENT ACCOMMODATION		
PHASE:	<div><div></div><div>CONCEPT DESIGN</div><div><input checked="" type="radio"/></div><div>DESIGN DEVELOPMENT</div><div></div><div>TENDER DOCUMENT</div><div></div><div>FOR CONSTRUCTION</div><div></div><div>AS BUILD DRAWINGS</div></div>		
DESIGNATION	NAME	SIGNATURE	
ARCHITECT	ABDULLA ANEEL		
ARC.CHECKER	ALI ZAMEER		
ENGINEER	NASHIH JAMAAL		
ENG.CHECKER	ABDULL NASEEH		
	DATE	DWG. NO:	
	20.08.2025	AR23	
	A1 A2 A3		
SCALE	- - -		

SYMBOL	D12	TOTAL = 01 no.
AREA		G.A. = 5.42 m ²



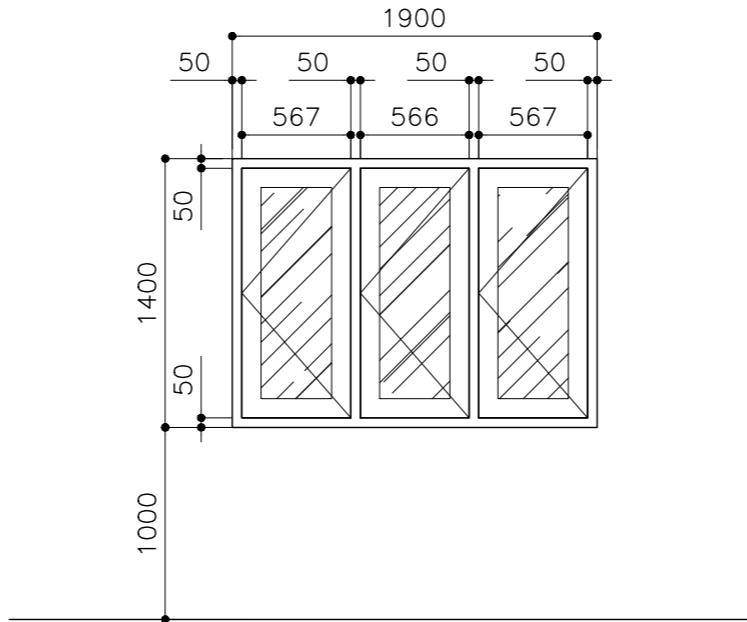
LOCATION	CCTV ROOM
QUANTITY	01
DOOR FRAME	POWDER COAT ALUMINUM FRAME
DOOR PANEL	POWDER COAT ALUMINUM PANEL WITH 9MM THK. TEMPERED GLASS
LOCK/HINGES	BRUSHED METAL (SILVER) x 3 LOCK x1
FINISHES	BLACK FINISH
REMARKS	-

SYMBOL	GT1	TOTAL = 01 no.
AREA		G.A. = 8.52m ²



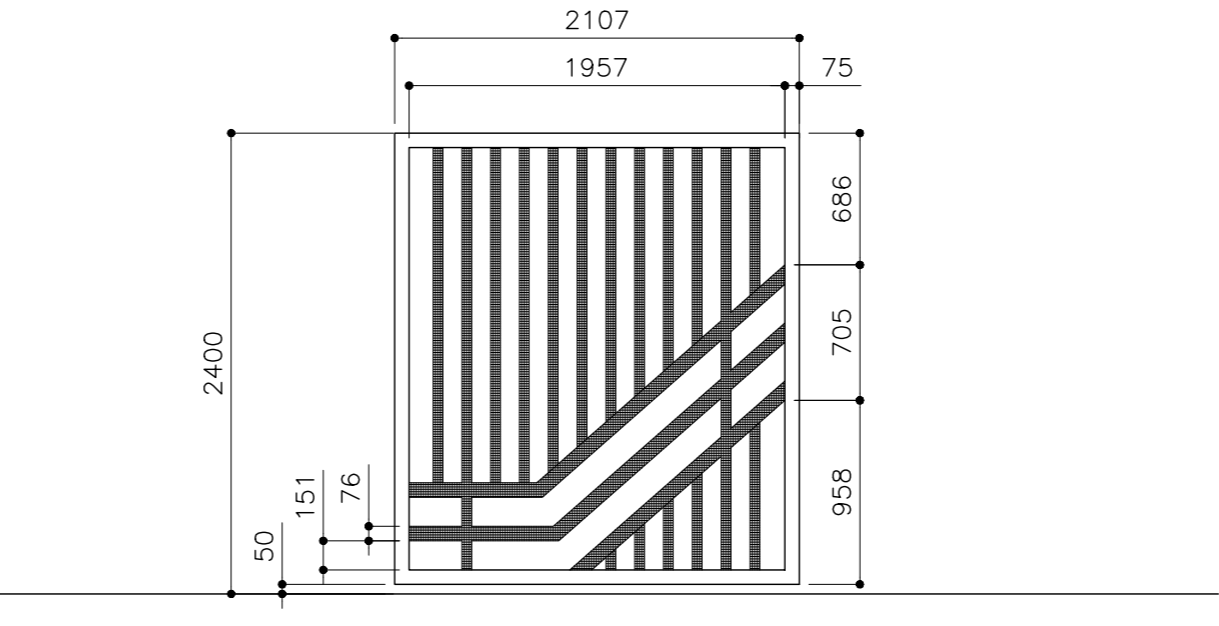
LOCATION	PARKING GATE
QUANTITY	01
DOOR FRAME	GI PIPE AND FLAT BAR
DOOR PANEL	-
LOCK/HINGES	-
FINISHES	-
REMARKS	BLACK/ WHITE FINISH

W1	TOTAL = 39 no.
	G.A. = 2.66 m ²



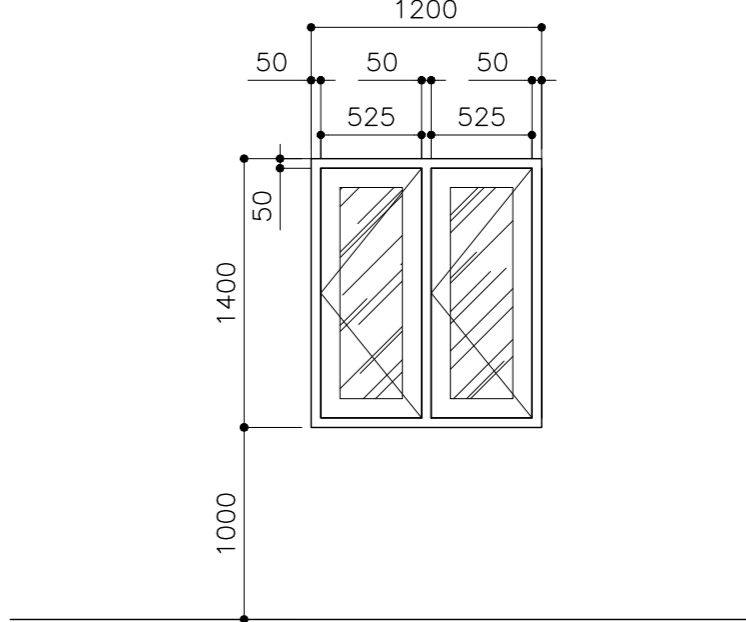
-	
39	
POWDER COAT ALUMINUM FRAME	
POWDER COAT ALUMINUM PANEL WITH 9MM THK. TEMPERED GLASS	
BRUSHED METAL (SILVER) x 3 LOCK x1	
BLACK FINISH	
-	

GT2	TOTAL = 01 no.
	G.A. = 5.05m ²



PARKING GATE
01
GI PIPE AND FLAT BAR
-
-
-
BLACK/ WHITE FINISH

W2	TOTAL = 06 no.
	G.A. = 1.68 m ²

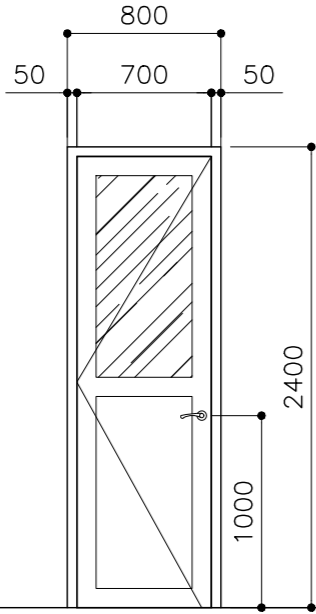


-	
06	
POWDER COAT ALUMINUM FRAME	
POWDER COAT ALUMINUM PANEL WITH 9MM THK. TEMPERED GLASS	
BRUSHED METAL (SILVER) x 3 LOCK x1	
BLACK FINISH	
-	

CLIENT: MINISTRY OF HIGHER EDUCATION, LABOUR & SKILLS DEVELOPMENT		
DESIGN BY: MINISTRY OF HIGHER EDUCATION, LABOUR & SKILLS DEVELOPMENT		
WARNING: - Contractor to verify all dimensions of existing works on site before commencing any work or preparing shop drawings. - Do not scale drawings, use written dimensions only. - This drawing is to be read in conjunction with the specifications and conditions of contract.		
PROJECT: PROPOSED GA. VILLINGILI TVET CENTER & STUDENT ACCOMMODATION		
PHASE: <input type="radio"/> CONCEPT DESIGN <input checked="" type="radio"/> DESIGN DEVELOPMENT <input type="radio"/> TENDER DOCUMENT <input type="radio"/> FOR CONSTRUCTION <input type="radio"/> AS BUILD DRAWINGS		
DESIGNATION	NAME	SIGNATURE
ARCHITECT	ABDULLA ANEEL	
ARC.CHECKER	ALI ZAMEER	
ENGINEER	NAASHI JAMAAL	
ENG.CHECKER	ABDULL NASEEH	
DATE 20.08.2025		DWG. NO: AR24
A1	A2	A3
SCALE	-	-

SYMBOL
AREA

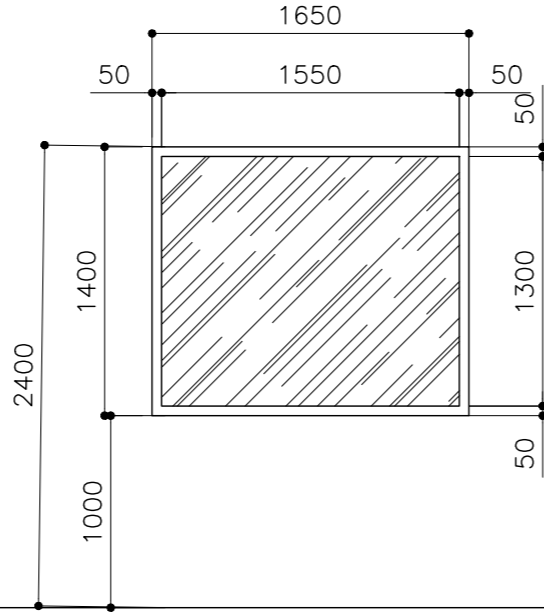
D13	TOTAL = 02
	G.A. = 2.04 m ²



FFL LVL

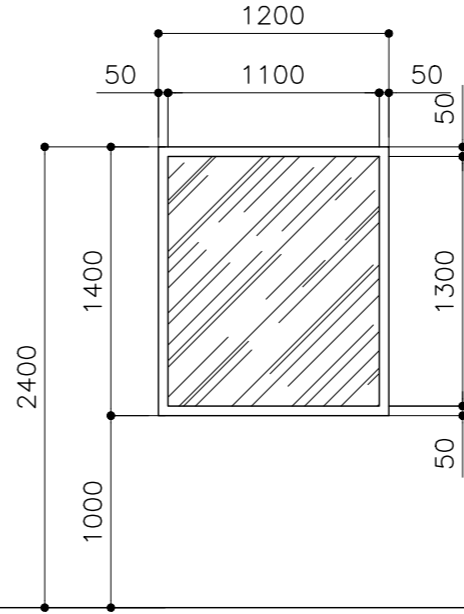
LOCATION	SECURITY POINT
QUANTITY	01
DOOR FRAME	POWDER COAT ALUMINUM FRAME
DOOR PANEL	POWDER COAT ALUMINUM PANEL WITH 6MM GLASS
LOCK/HINGES	BRUSHED METAL (SILVER) x 3 LOCK x1
FINISHES	WHITE FINISH
REMARKS	-

W3	TOTAL = 01 no.
	G.A. = 2.31 m ²



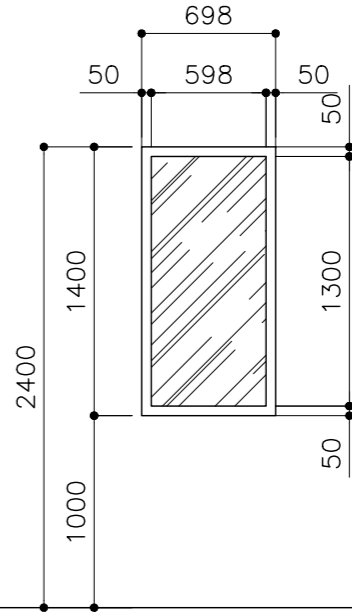
SECURITY POINT
03
POWDER COAT ALUMINUM FRAME
6MM TEMPERED CLEAR GLASS
-
WHITE FINISH
-

W4	TOTAL = 02 no.
	G.A. = 1.68 m ²



SECURITY POINT
03
POWDER COAT ALUMINUM FRAME
6MM TEMPERED CLEAR GLASS
-
WHITE FINISH
-

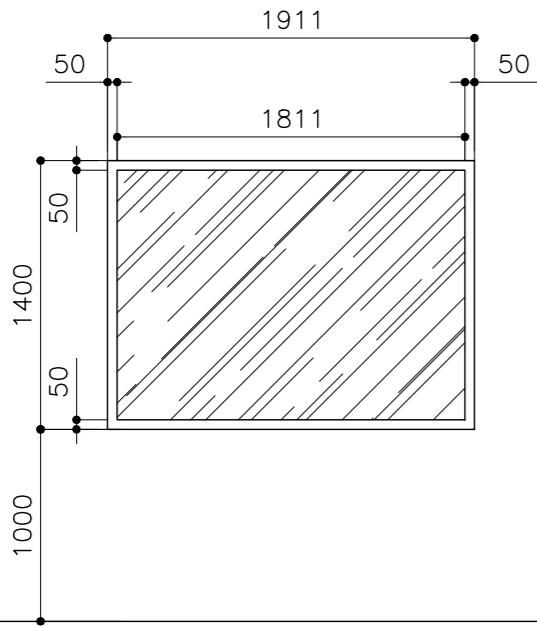
W5	TOTAL = 01 no.
	G.A. = 1.38 m ²



SECURITY POINT
01
POWDER COAT ALUMINUM FRAME
6MM TEMPERED CLEAR GLASS
-
WHITE FINISH
-

SYMBOL
AREA

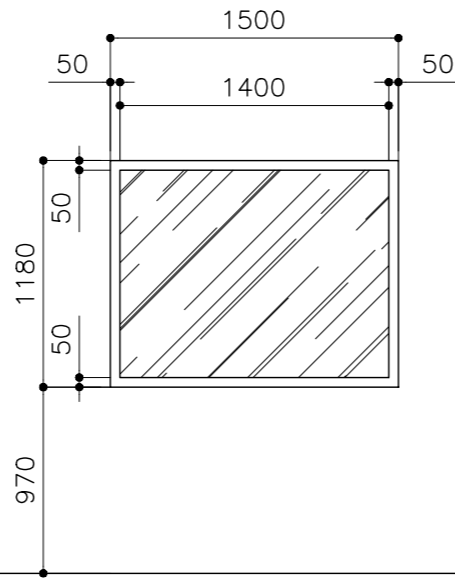
W6	TOTAL = 01 no.
	G.A. = 2.67 m ²



FFL LVL

LOCATION	-
QUANTITY	01
DOOR FRAME	POWDER COAT ALUMINUM FRAME
DOOR PANEL	POWDER COAT ALUMINUM PANEL WITH 9MM THK. TEMPERED GLASS
LOCK/HINGES	-
FINISHES	BLACK FINISH
REMARKS	-

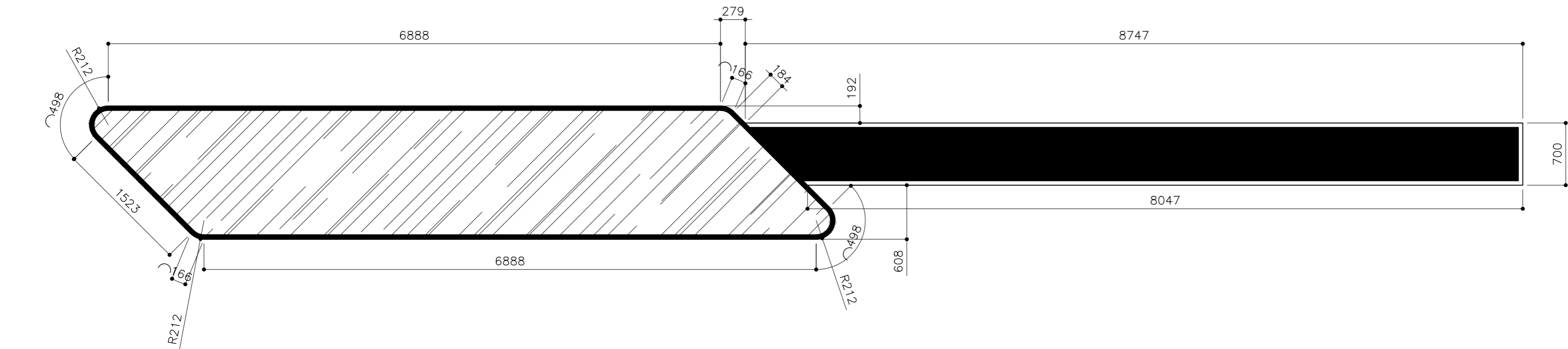
W7	TOTAL = 16 no.
	G.A. = 1.77 m ²



CLASS ROOM / ICT LABORATORY
16
POWDER COAT ALUMINUM FRAME
POWDER COAT ALUMINUM PANEL WITH 9MM THK. TEMPERED GLASS
-
BLACK FINISH
-

CLIENT: MINISTRY OF HIGHER EDUCATION, LABOUR & SKILLS DEVELOPMENT		
DESIGN BY: MINISTRY OF HIGHER EDUCATION, LABOUR & SKILLS DEVELOPMENT		
WARNING: <ul style="list-style-type: none">- Contractor to verify all dimensions of existing works on site before commencing any work or preparing shop drawings.- Do not scale drawings, use written dimensions only.- This drawing is to be read in conjunction with the specifications and conditions of contract.		
PROJECT: PROPOSED GA. VILLINGILI TVET CENTER & STUDENT ACCOMMODATION		
PHASE: <input type="radio"/> CONCEPT DESIGN <input checked="" type="radio"/> DESIGN DEVELOPMENT <input type="radio"/> TENDER DOCUMENT <input type="radio"/> FOR CONSTRUCTION <input type="radio"/> AS BUILD DRAWINGS		
DESIGNATION	NAME	SIGNATURE
ARCHITECT	ABDULLA ANEEL	
ARC.CHECKER	ALI ZAMEER	
ENGINEER	NAASH JAMAL	
ENG.CHECKER	ABDULL NASEEH	
DATE 20.08.2025		DWG. NO: AR25
A1	A2	A3
SCALE	-	-

SYMBOL	FIX GLASS WINDOW – 15	TOTAL = 01 no.
AREA		G.A. = 16.99 m²

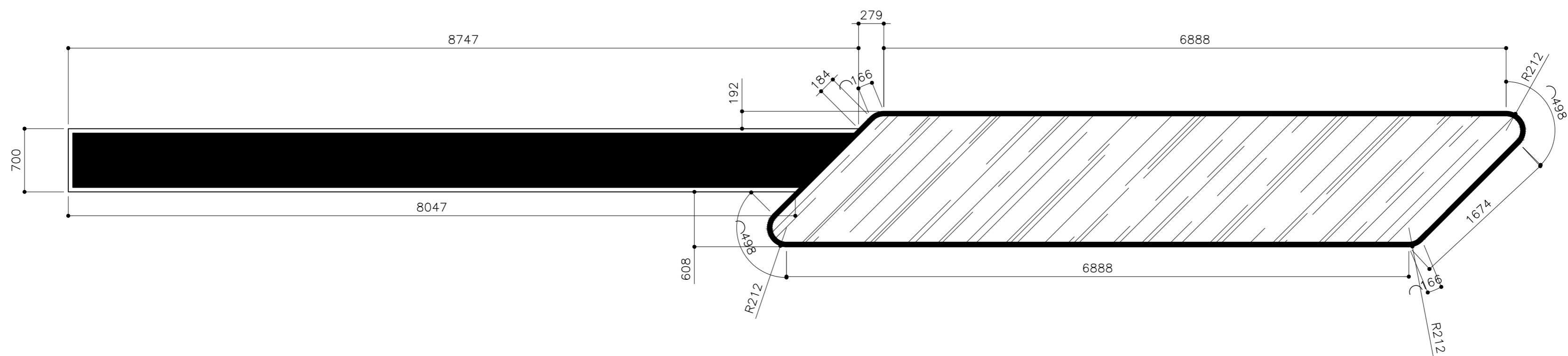


FFL LVL
↓

LOCATION	ELEVATION – E3
QUANTITY	01
DOOR FRAME	POWDER COAT ALUMINUM FRAME
DOOR PANEL	POWDER COAT ALUMINUM PANEL WITH 9MM THK. TEMPERED GLASS
LOCK/HINGES	–
FINISHES	GLASS FINISH
REMARKS	–

CLIENT: MINISTRY OF HIGHER EDUCATION, LABOUR & SKILLS DEVELOPMENT		
DESIGN BY: MINISTRY OF HIGHER EDUCATION, LABOUR & SKILLS DEVELOPMENT		
WARNING: – Contractor to verify all dimensions of existing works on site before commencing any work or preparing shop drawings. – Do not scale drawings, use written dimensions only. – This drawing is to be read in conjunction with the specifications and conditions of contract.		
PROJECT: PROPOSED GA. VILLINGILI TVET CENTER & STUDENT ACCOMMODATION		
PHASE: <input type="radio"/> CONCEPT DESIGN <input checked="" type="radio"/> DESIGN DEVELOPMENT <input type="radio"/> TENDER DOCUMENT <input type="radio"/> FOR CONSTRUCTION <input type="radio"/> AS BUILD DRAWINGS		
DESIGNATION	NAME	SIGNATURE
ARCHITECT	ABOULLA ANEEL	
ARC.CHECKER	ALI ZAMEER	
ENGINEER	NASIH JAMAL	
ENG.CHECKER	ABOULL NASEEH	
DATE 20.08.2025		DWG. NO: AR26
A1	A2 A3	
SCALE	- -	

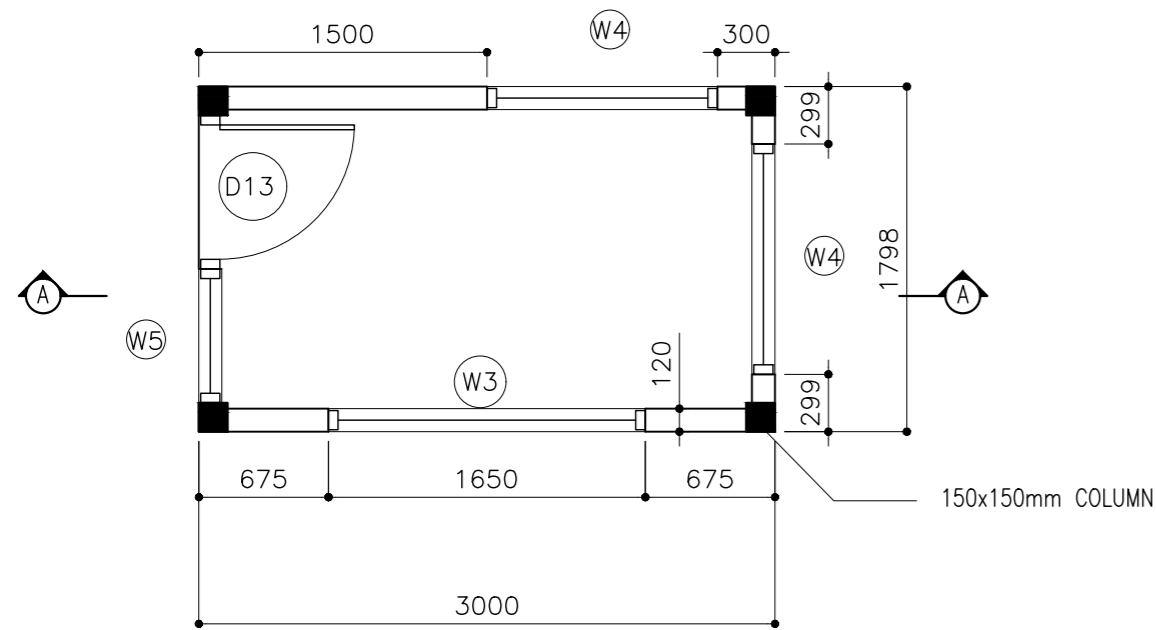
SYMBOL	FIX GLASS WINDOW - 16	TOTAL = 01 no.
AREA		G.A. = 16.99 m²



FFL LVL.

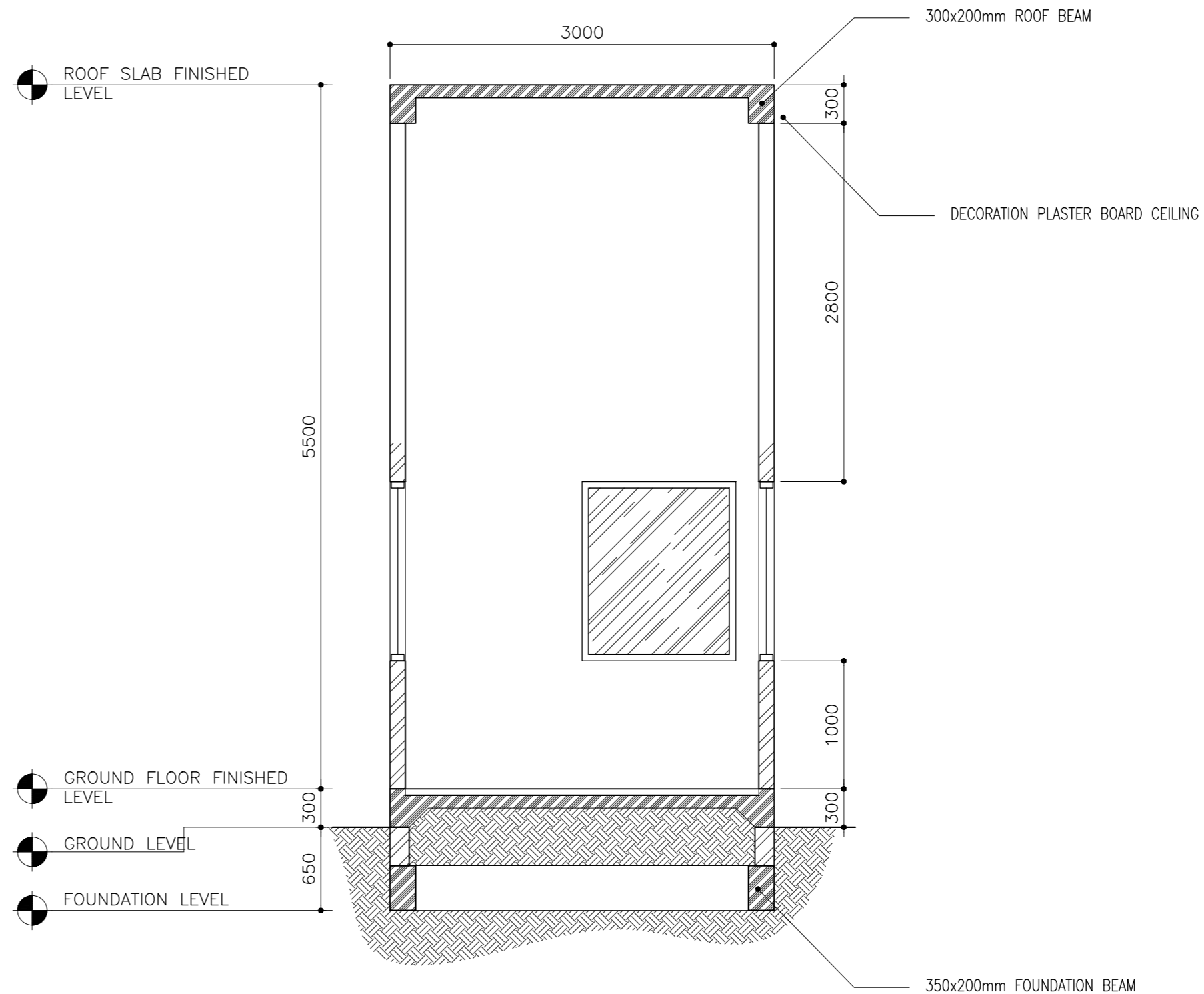

LOCATION	ELEVATION - E3
QUANTITY	01
DOOR FRAME	POWDER COAT ALUMINUM FRAME
DOOR PANEL	POWDER COAT ALUMINUM PANEL WITH 9MM THK. TEMPERED GLASS
LOCK/HINGES	-
FINISHES	GLASS FINISH
REMARKS	-

CLIENT: MINISTRY OF HIGHER EDUCATION, LABOUR & SKILLS DEVELOPMENT		
DESIGN BY: MINISTRY OF HIGHER EDUCATION, LABOUR & SKILLS DEVELOPMENT		
WARNING: - Contractor to verify all dimensions of existing works on site before commencing any work or preparing shop drawings. - Do not scale drawings, use written dimensions only. - This drawing is to be read in conjunction with the specifications and conditions of contract.		
PROJECT: PROPOSED GA. VILLINGILI TVET CENTER & STUDENT ACCOMMODATION		
PHASE: <input type="radio"/> CONCEPT DESIGN <input checked="" type="radio"/> DESIGN DEVELOPMENT <input type="radio"/> TENDER DOCUMENT <input type="radio"/> FOR CONSTRUCTION <input type="radio"/> AS BUILD DRAWINGS		
DESIGNATION	NAME	SIGNATURE
ARCHITECT	ABDULLA ANEEL	
ARC.CHECKER	ALI ZAMEER	
ENGINEER	NASHIH JAMAL	
ENG.CHECKER	ABDULL MASEEH	
DATE 20.08.2025		DWG. NO: AR27
	A1 A2 A3	
SCALE	- - -	




SECURITY POINT PLAN VIEW

SCALE 1:50



SECTION A-A

SCALE 1:50



CLIENT:
MINISTRY OF HIGHER
EDUCATION, LABOUR &
SKILLS DEVELOPMENT

DESIGN BY:
MINISTRY OF HIGHER
EDUCATION, LABOUR &
SKILLS DEVELOPMENT

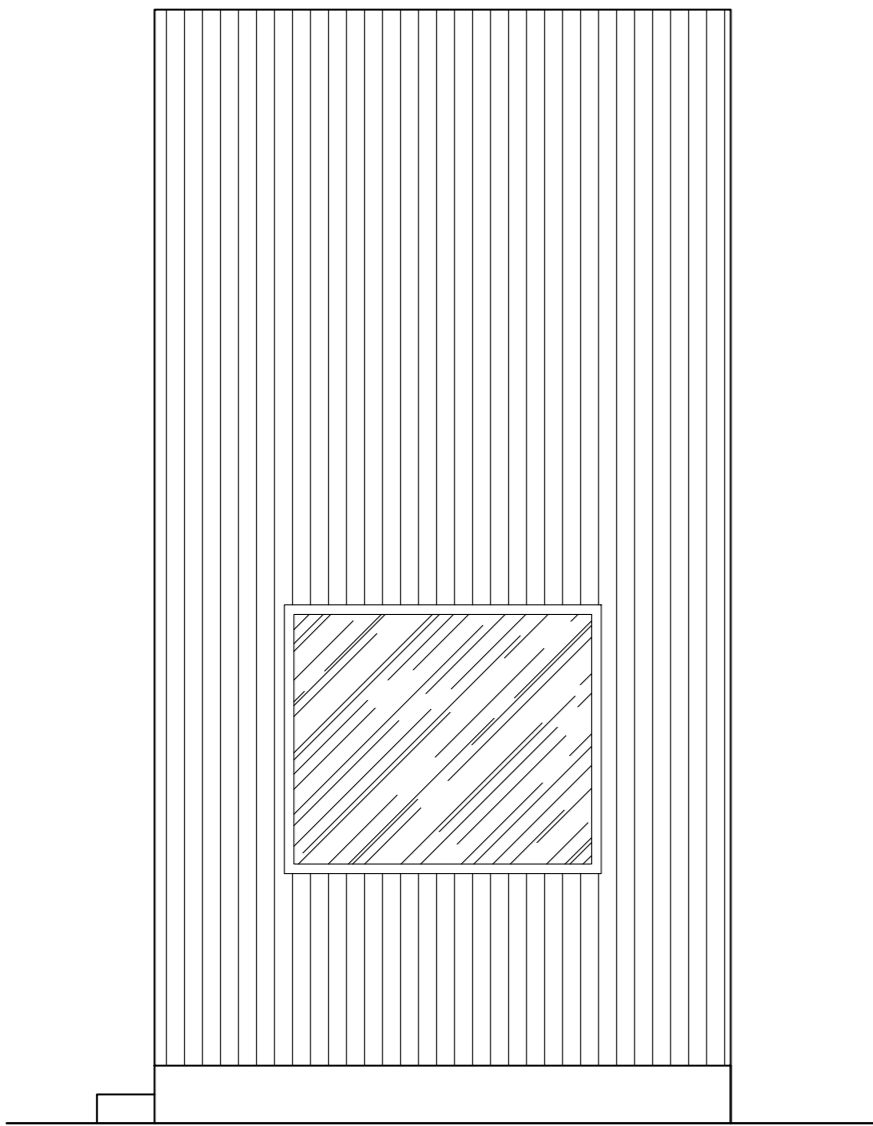
WARNING:

- Contractor to verify all dimensions of existing works on site before commencing any work or preparing shop drawings.
- Do not scale drawings, use written dimensions only.
- This drawing is to be read in conjunction with the specifications and conditions of contract.

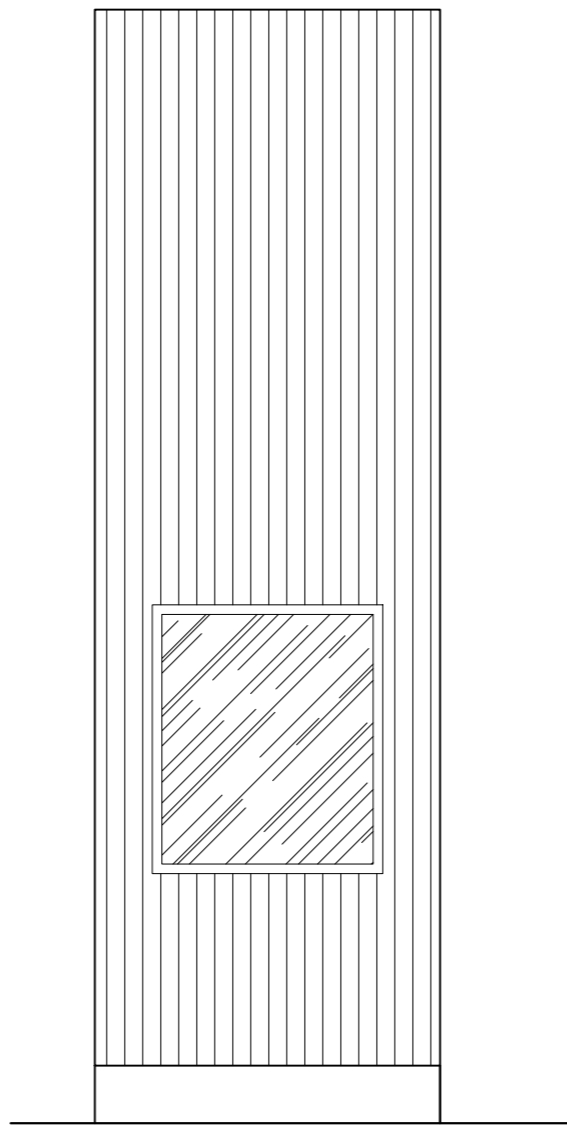
PROJECT:
PROPOSED GA.
VILLINGILI TVET CENTER
& STUDENT
ACCOMMODATION

PHASE:
☐ CONCEPT DESIGN
☒ DESIGN DEVELOPMENT
☐ TENDER DOCUMENT
☐ FOR CONSTRUCTION
☐ AS BUILD DRAWINGS

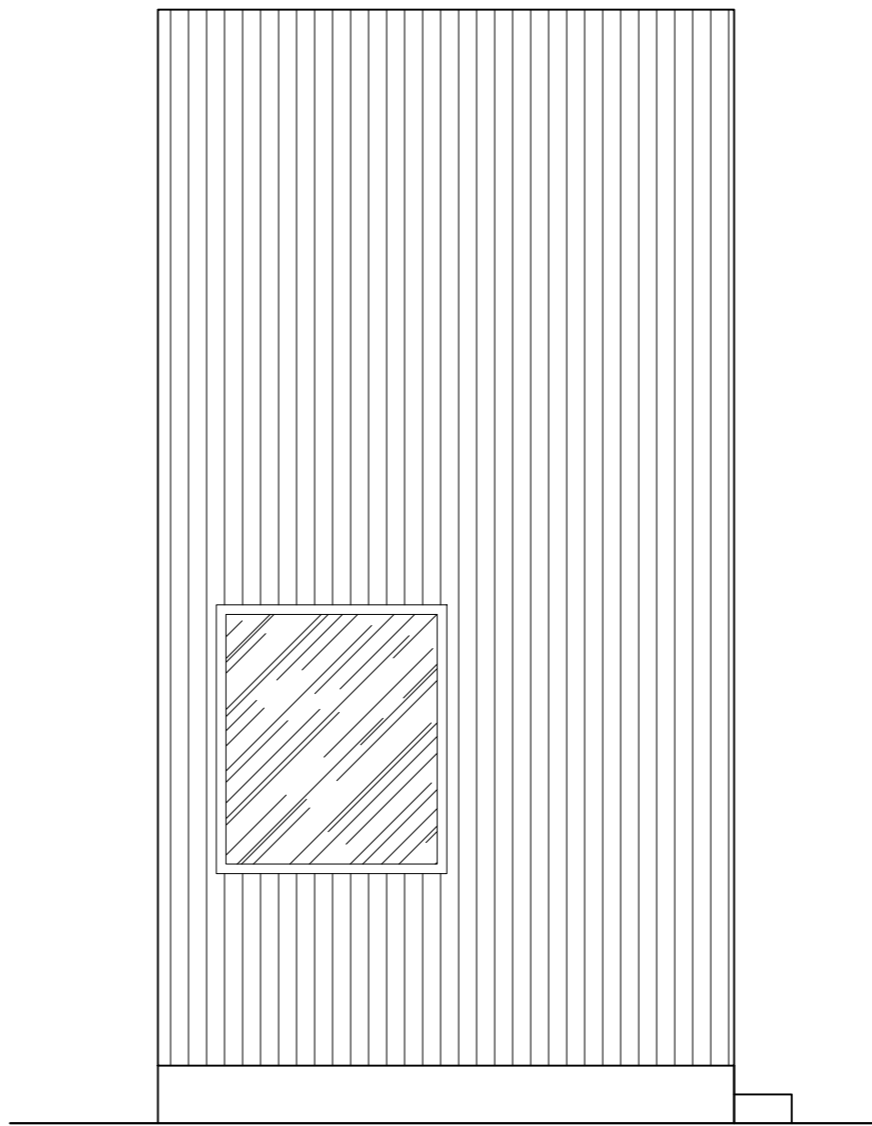

DESIGNATION	NAME	SIGNATURE
ARCHITECT	ABDULLA ANEEL	
ARC.CHECKER	ALI ZAMEER	
ENGINEER	NASHIH JAMAL	
ENG.CHECKER	ABDULL NASEEH	
DATE:		DWG. NO:
20.08.2025		AR28
A1	A2	A3
SCALE	-	-





ELEVATION — E1
SCALE 1:50




ELEVATION — E2
SCALE 1:50



ELEVATION — E3
SCALE 1:50



ELEVATION — E4
SCALE 1:50



CLIENT:
MINISTRY OF HIGHER
EDUCATION, LABOUR &
SKILLS DEVELOPMENT

DESIGN BY:
MINISTRY OF HIGHER
EDUCATION, LABOUR &
SKILLS DEVELOPMENT

WARNING:

- Contractor to verify all
dimensions of existing
works on site before
commencing any work or
preparing shop drawings.
- Do not scale drawings, use
written dimensions only.
- This drawing is to be read
in conjunction with the
specifications and
conditions of contract.

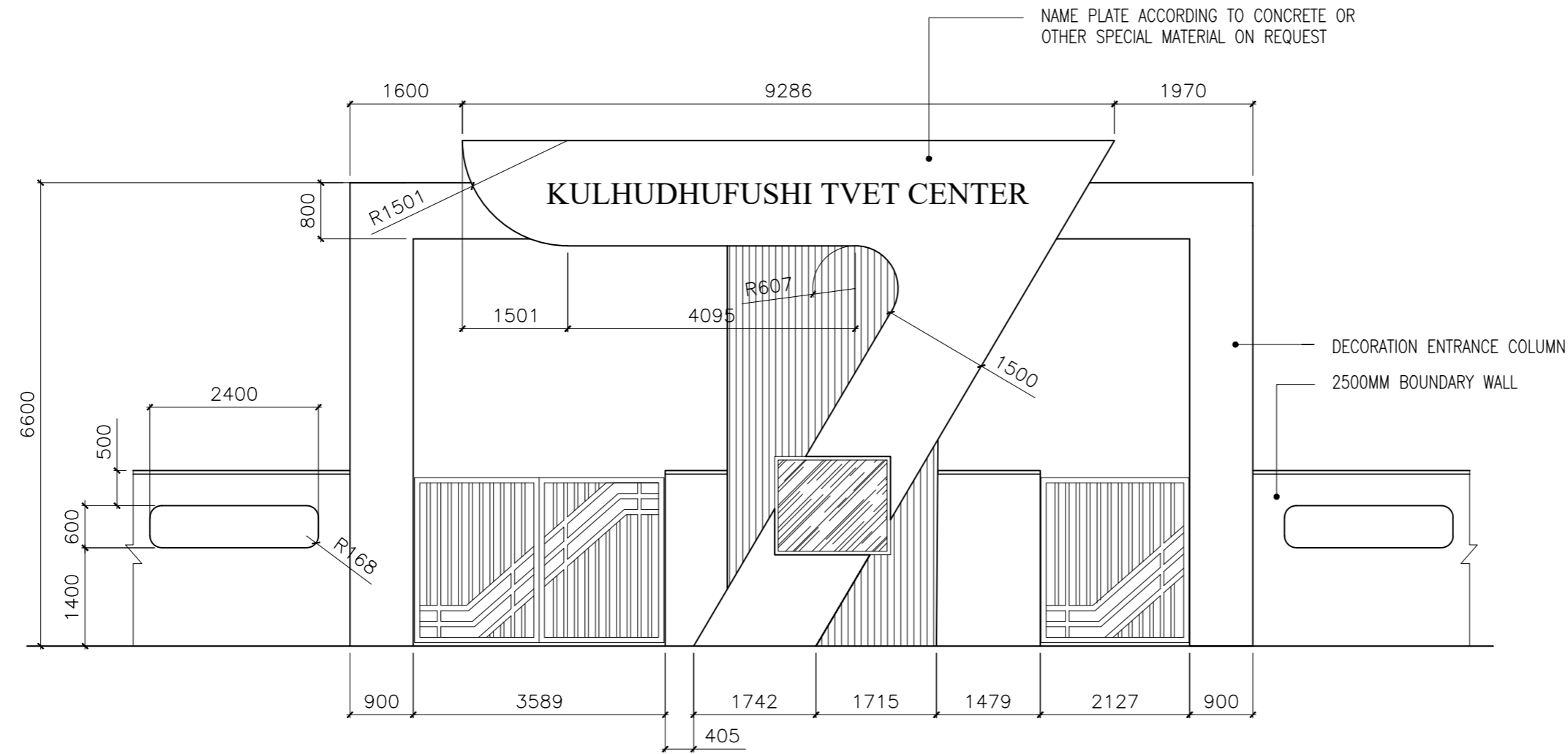
PROJECT:

PROPOSED GA.
VILLINGILI TVET CENTER
& STUDENT
ACCOMMODATION

PHASE:

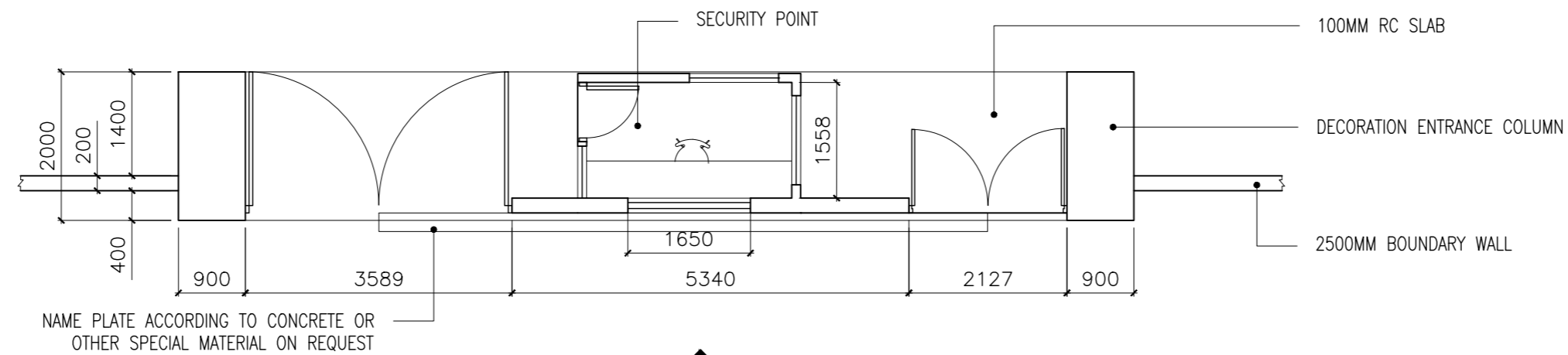
☐ CONCEPT DESIGN
☒ DESIGN DEVELOPMENT
☐ TENDER DOCUMENT
☐ FOR CONSTRUCTION
☐ AS BUILD DRAWINGS

DESIGNATION	NAME	SIGNATURE
ARCHITECT	ABDULLA ANEEL	
ARC.CHECKER	ALI ZAMEER	
ENGINEER	NAASHI JAMAAL	
ENG.CHECKER	ABDULL NASEEH	
DATE 20.08.2025		DWG. NO: AR29
A1 A2 A3		
SCALE	- - -	




ELEVATION – E1

SCALE 1:100

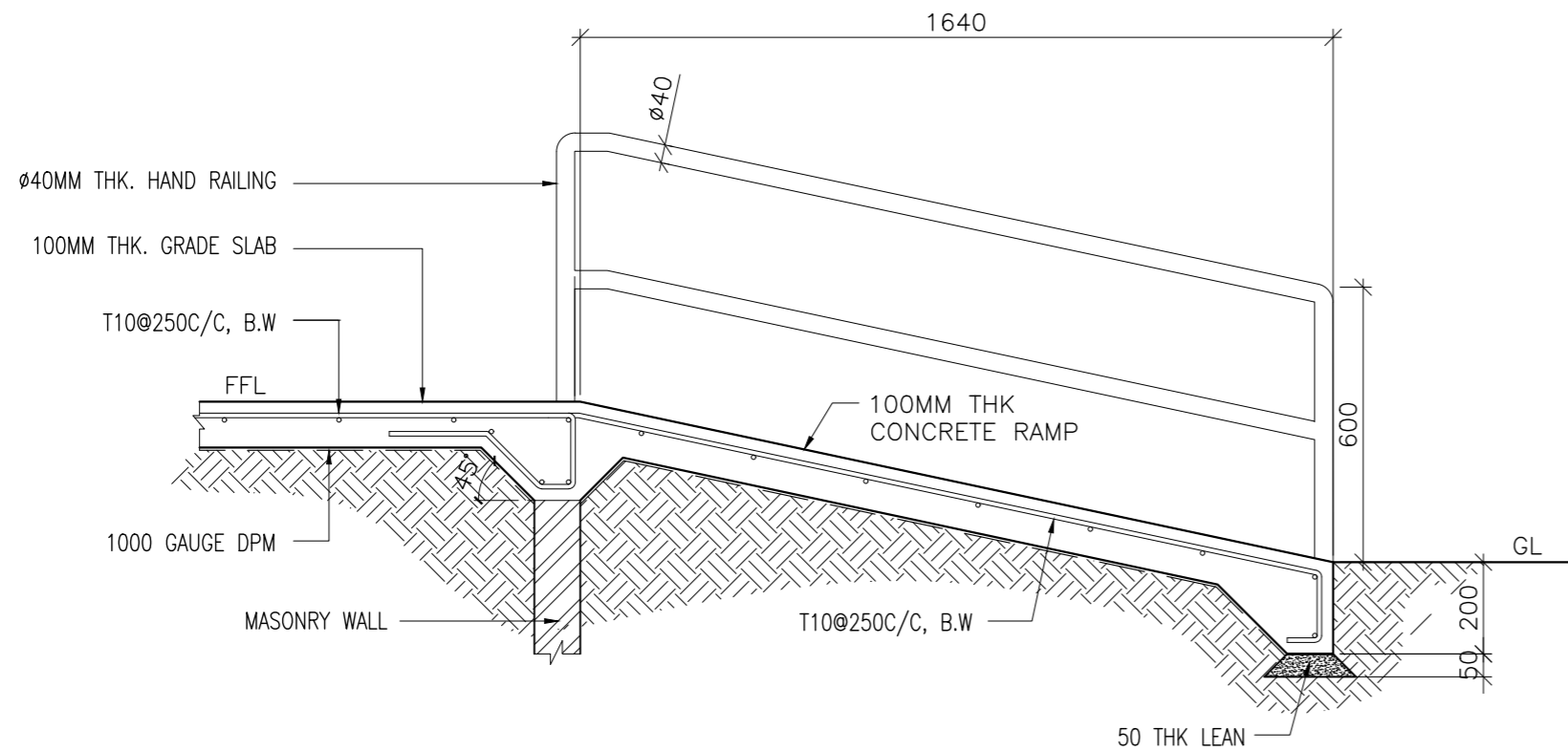


FRONT ENTRANCE GATE PLAN VIEW

SCALE 1:100

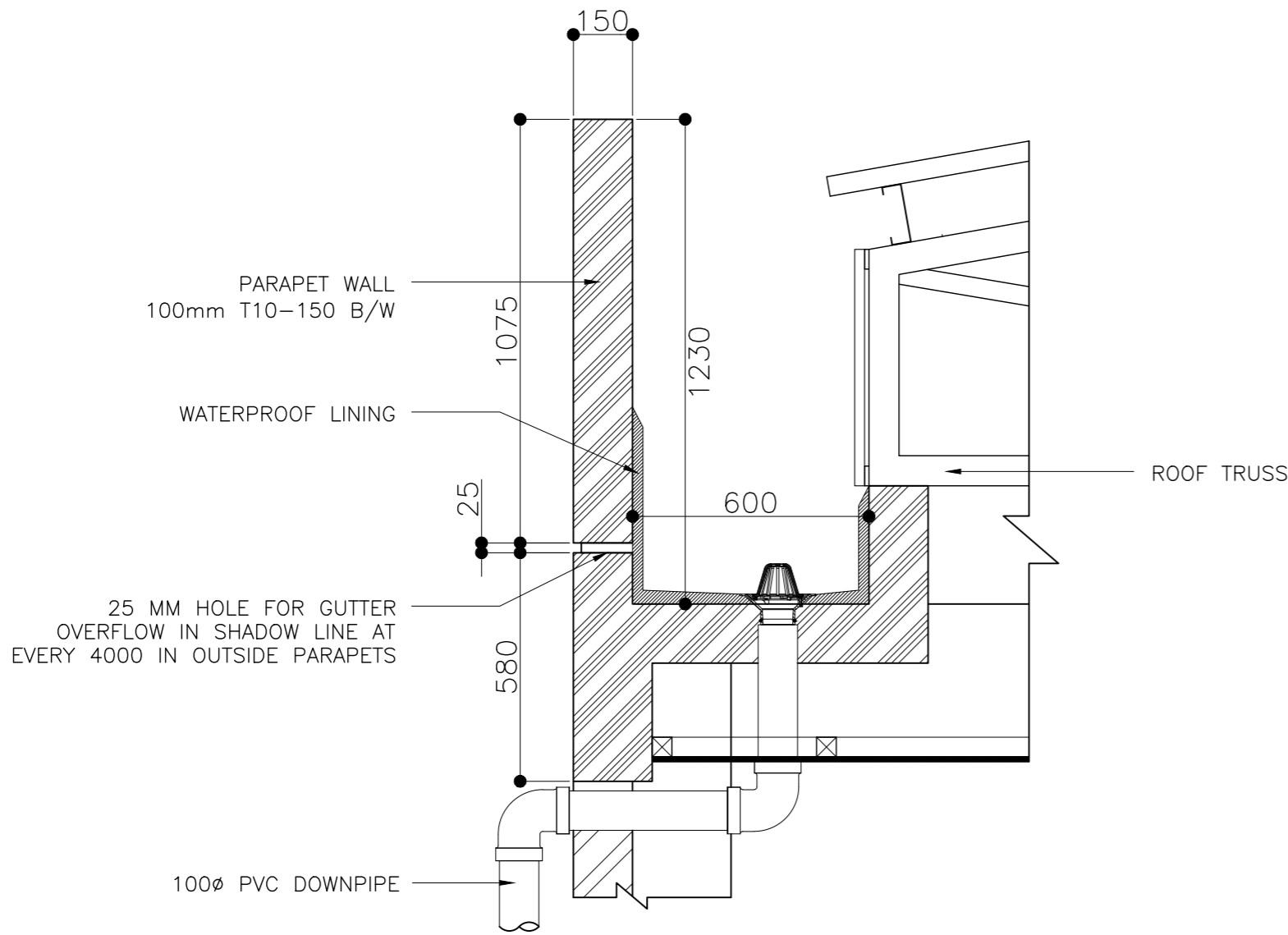


CLIENT: MINISTRY OF HIGHER EDUCATION, LABOUR & SKILLS DEVELOPMENT		
DESIGN BY: MINISTRY OF HIGHER EDUCATION, LABOUR & SKILLS DEVELOPMENT		
WARNING: – Contractor to verify all dimensions of existing works on site before commencing any work or preparing shop drawings. – Do not scale drawings, use written dimensions only. – This drawing is to be read in conjunction with the specifications and conditions of contract.		
PROJECT: PROPOSED GA. VILLINGILI TVET CENTER & STUDENT ACCOMMODATION		
PHASE: <input type="radio"/> CONCEPT DESIGN <input checked="" type="radio"/> DESIGN DEVELOPMENT <input type="radio"/> TENDER DOCUMENT <input type="radio"/> FOR CONSTRUCTION <input type="radio"/> AS BUILD DRAWINGS		
DESIGNATION	NAME	SIGNATURE
ARCHITECT	ABDULLA ANEEL	
ARC.CHECKER	ALI ZAMEER	
ENGINEER	NAASHI JAMAAL	
ENG.CHECKER	ABDULL NASEEH	
DATE 20.08.2025		DWG. NO: AR30
A1	A2 A3	
SCALE	- -	



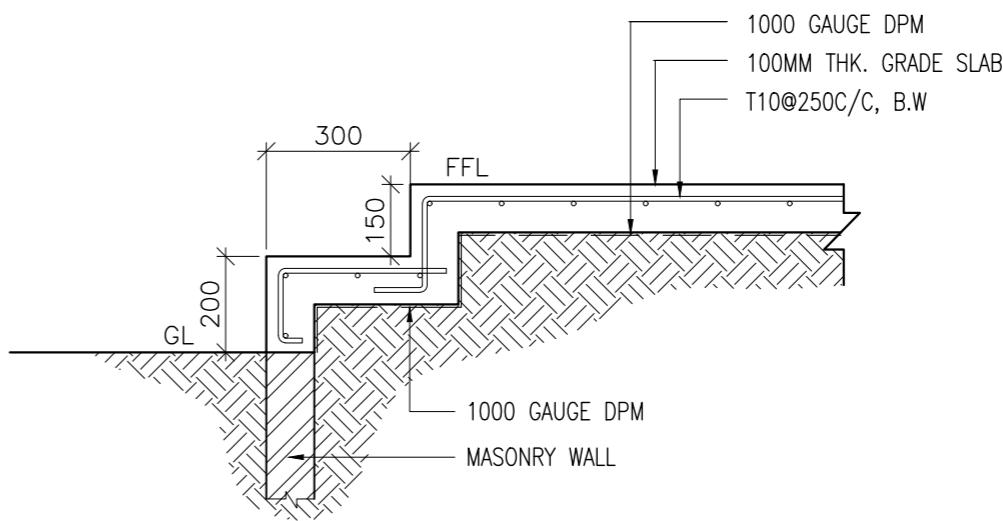
TYPICAL RAMP SECTION

SCALE 1:20
0m 1m



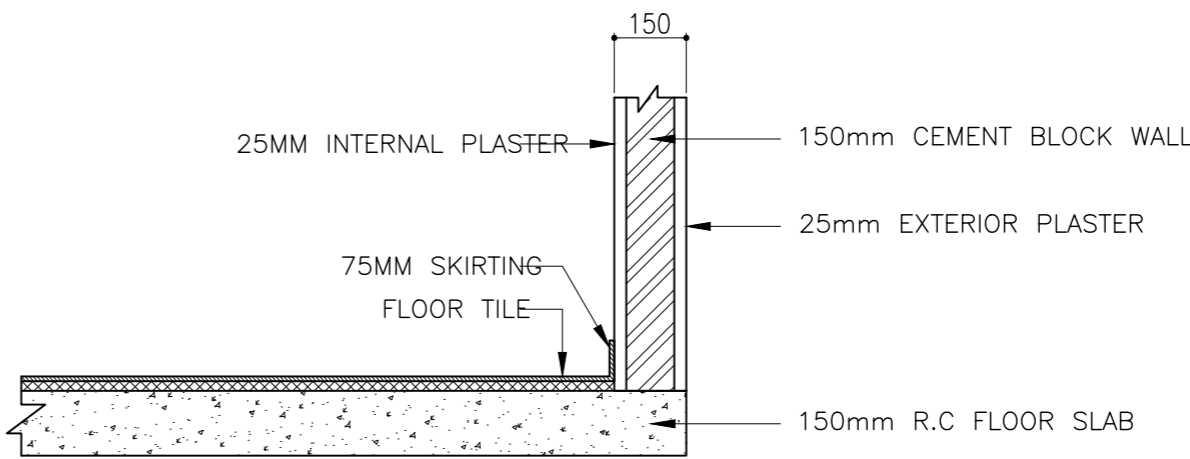
CONCRETE GUTTER & ROOF DETAILS

SCALE 1:20
0m 5m



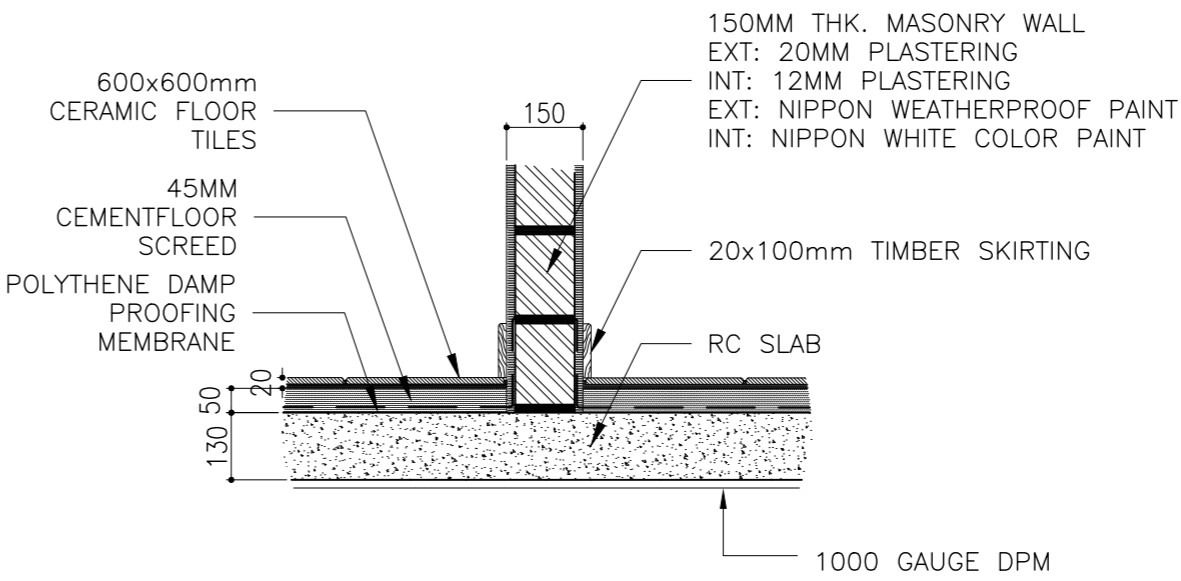
TYPICAL STEP SECTION

SCALE 1:20
0m 1m



TYPICAL BEAM TO WALL CONNECTION DETAIL

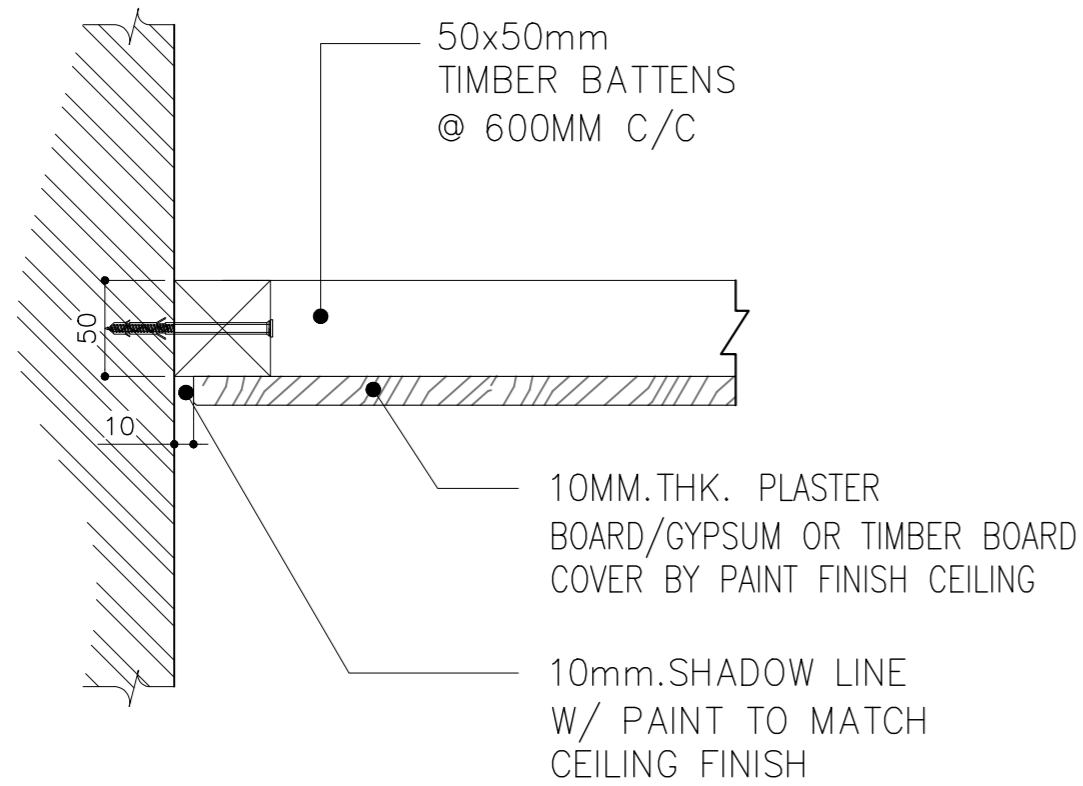
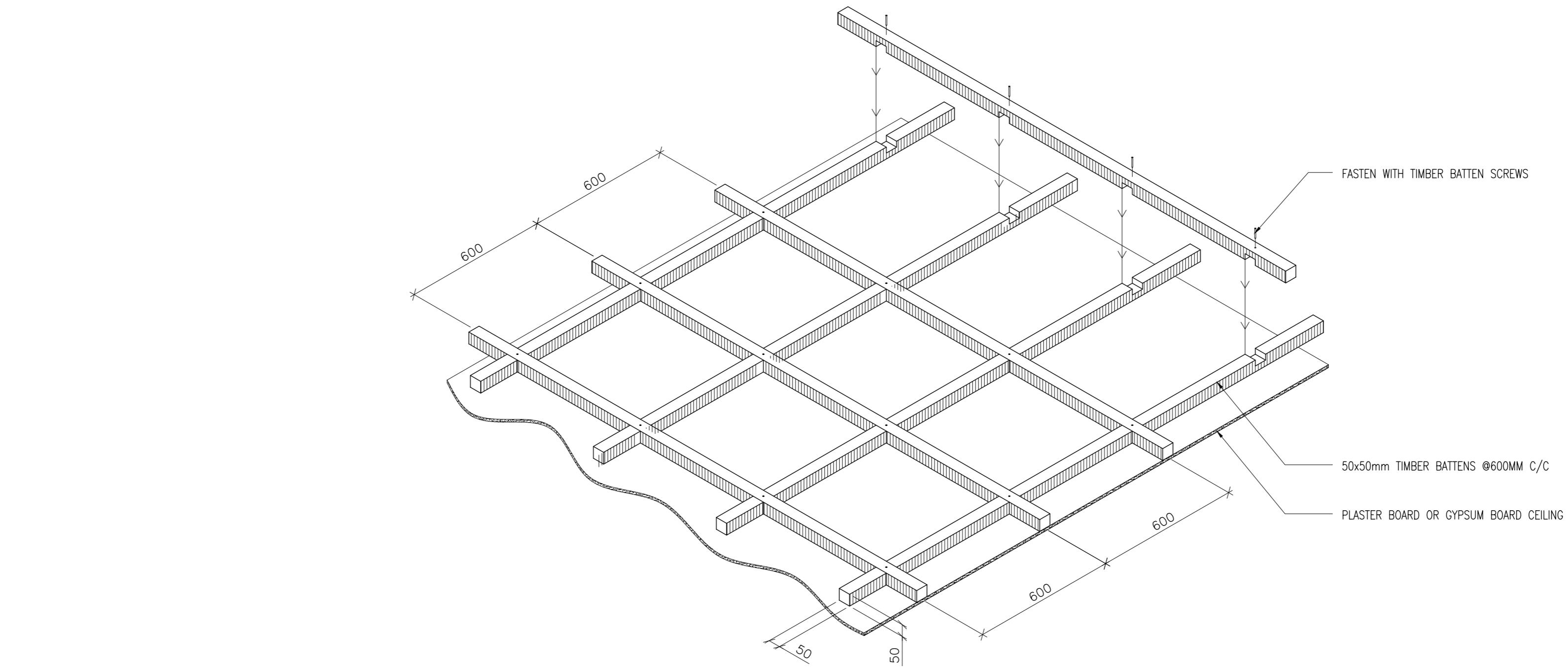
SCALE 1:20
0m 1m



TYPICAL FLOOR DETAIL

SCALE 1:20
0m 1m

CLIENT: MINISTRY OF HIGHER EDUCATION, LABOUR & SKILLS DEVELOPMENT		
DESIGN BY: MINISTRY OF HIGHER EDUCATION, LABOUR & SKILLS DEVELOPMENT		
WARNING: - Contractor to verify all dimensions of existing works on site before commencing any work or preparing shop drawings. - Do not scale drawings, use written dimensions only. - This drawing is to be read in conjunction with the specifications and conditions of contract.		
PROJECT: PROPOSED GA. VILLINGILI TVET CENTER & STUDENT ACCOMMODATION		
PHASE: <input type="radio"/> CONCEPT DESIGN <input checked="" type="radio"/> DESIGN DEVELOPMENT <input type="radio"/> TENDER DOCUMENT <input type="radio"/> FOR CONSTRUCTION <input type="radio"/> AS BUILD DRAWINGS		
DESIGNATION	NAME	SIGNATURE
ARCHITECT	ABDULLA ANEEL	
ARC.CHECKER	ALI ZAMEER	
ENGINEER	NAASH JAMAL	
ENG.CHECKER	ABDULL NASEEH	
DATE 20.08.2025		DWG. NO: AR31
SCALE	AT A2 A3	
	- -	



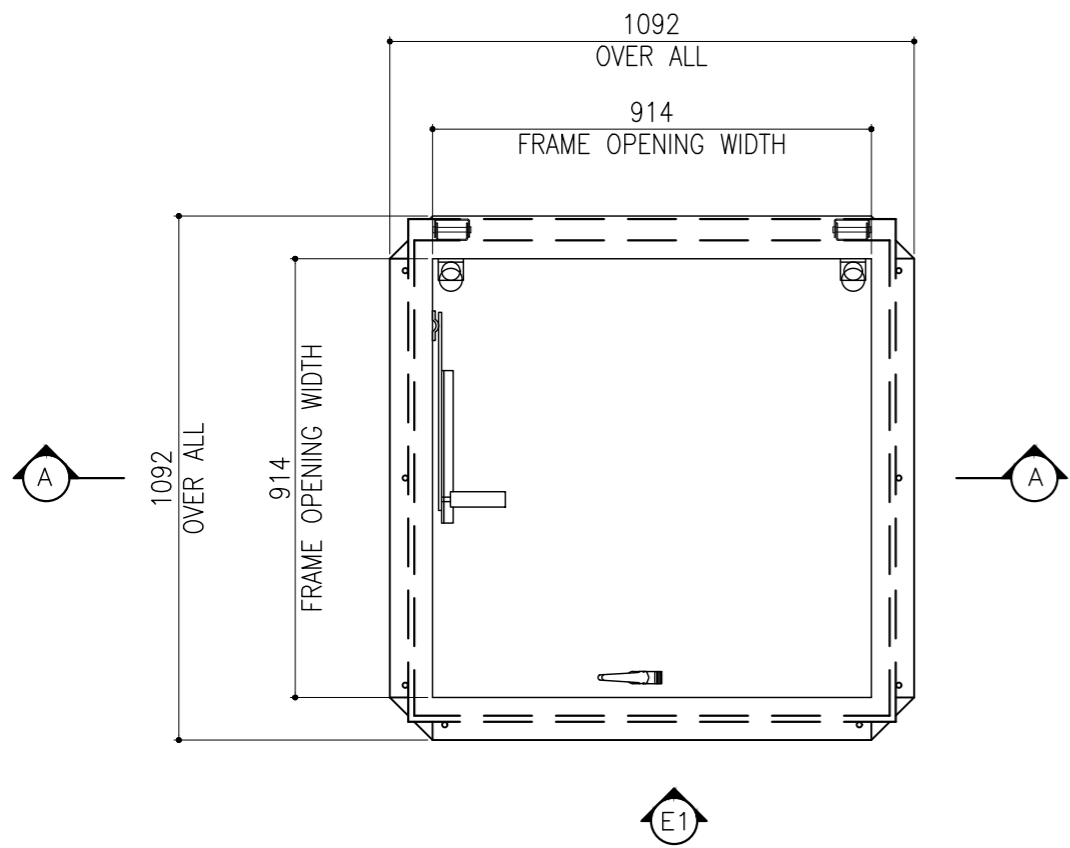
TYPICAL ROOM CEILING
ISOMETRIC VIEW

SCALE 1:20
0m 1m

TYPICAL CEILING DETAIL

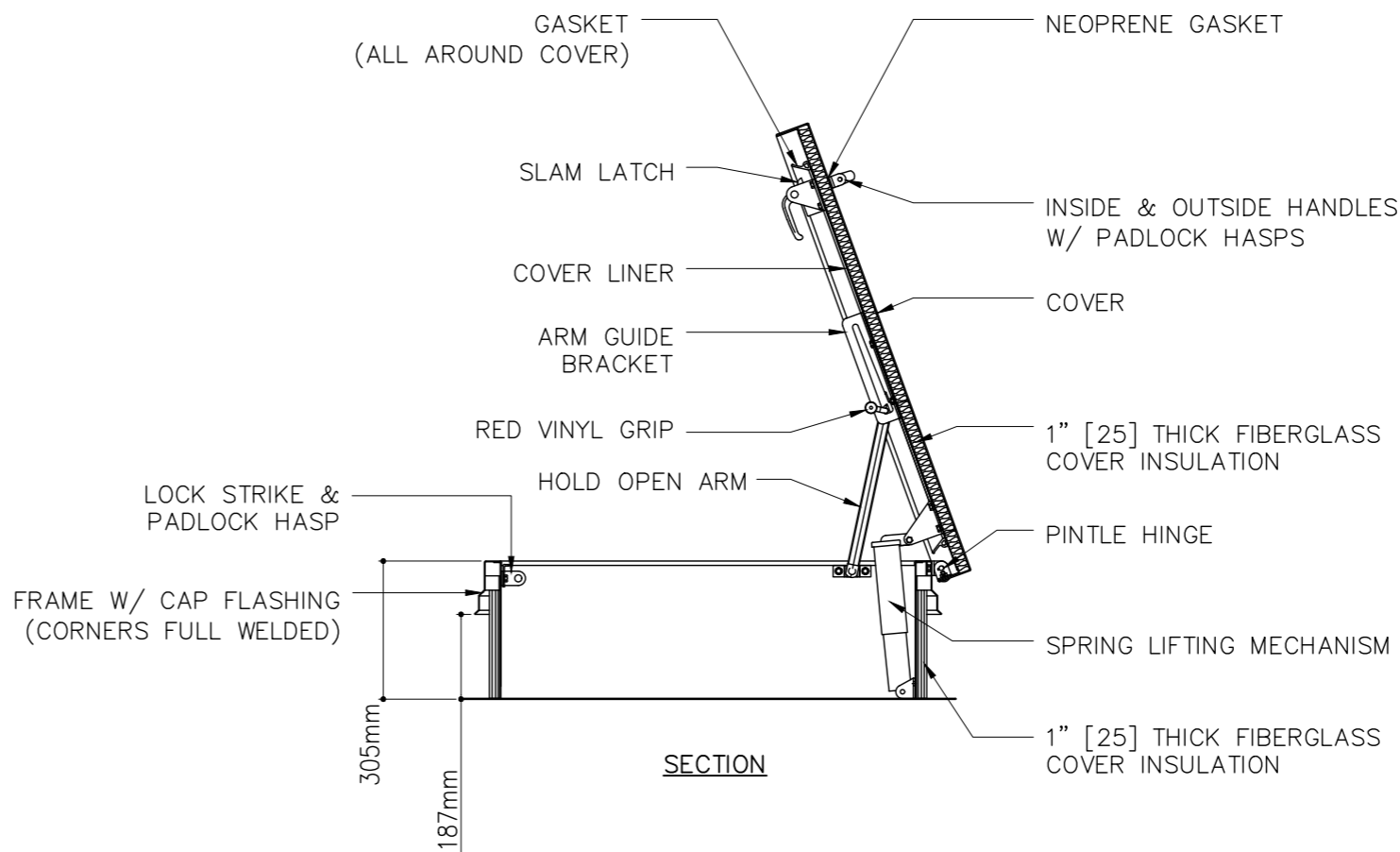

SCALE 1:5
0m 1m

CLIENT: MINISTRY OF HIGHER EDUCATION, LABOUR & SKILLS DEVELOPMENT		
DESIGN BY: MINISTRY OF HIGHER EDUCATION, LABOUR & SKILLS DEVELOPMENT		
WARNING: – Contractor to verify all dimensions of existing works on site before commencing any work or preparing shop drawings. – Do not scale drawings, use written dimensions only. – This drawing is to be read in conjunction with the specifications and conditions of contract.		
PROJECT: PROPOSED GA. VILLINGILI TVET CENTER & STUDENT ACCOMMODATION		
PHASE: <input type="radio"/> CONCEPT DESIGN <input checked="" type="radio"/> DESIGN DEVELOPMENT <input type="radio"/> TENDER DOCUMENT <input type="radio"/> FOR CONSTRUCTION <input type="radio"/> AS BUILD DRAWINGS		
DESIGNATION	NAME	SIGNATURE
ARCHITECT	ABDULLA ANEEL	
ARC.CHECKER	ALI ZAMEER	
ENGINEER	NASHI JAMAL	
ENG.CHECKER	ABDULL NASEEH	
DATE 20.08.2025		DWG. NO: AR32
A1	A2	A3
SCALE	-	-



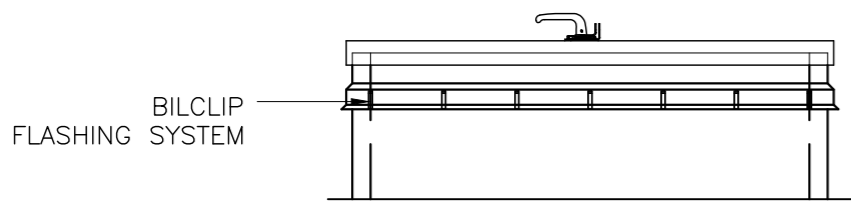

BILCO ROOF SCUTTLE

SCALE 1:20





SECTION A-A

SCALE 1:20



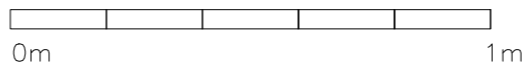
ELEVATION -E1

SCALE 1:20



REFERENCE IMAGE

SCALE 1:20



CLIENT:
MINISTRY OF HIGHER
EDUCATION, LABOUR &
SKILLS DEVELOPMENT

DESIGN BY:
MINISTRY OF HIGHER
EDUCATION, LABOUR &
SKILLS DEVELOPMENT

WARNING:

- Contractor to verify all dimensions of existing works on site before commencing any work or preparing shop drawings.
- Do not scale drawings, use written dimensions only.
- This drawing is to be read in conjunction with the specifications and conditions of contract.

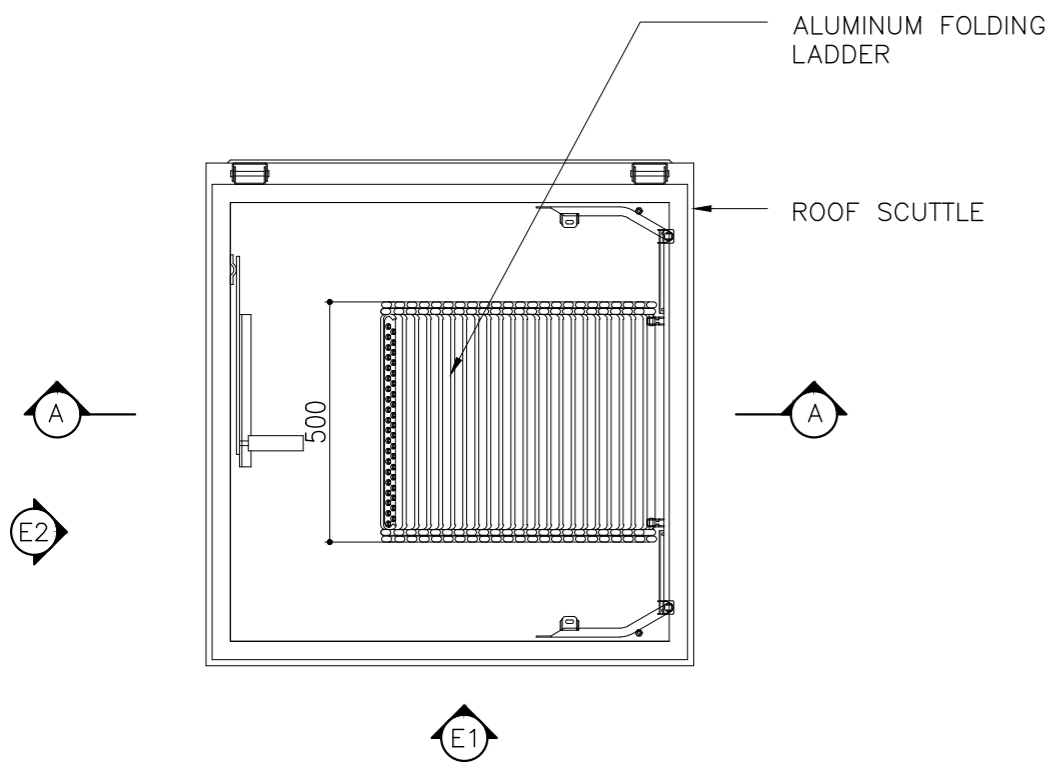
PROJECT:

PROPOSED GA.
VILLINGILI TVET CENTER
& STUDENT
ACCOMMODATION

PHASE:

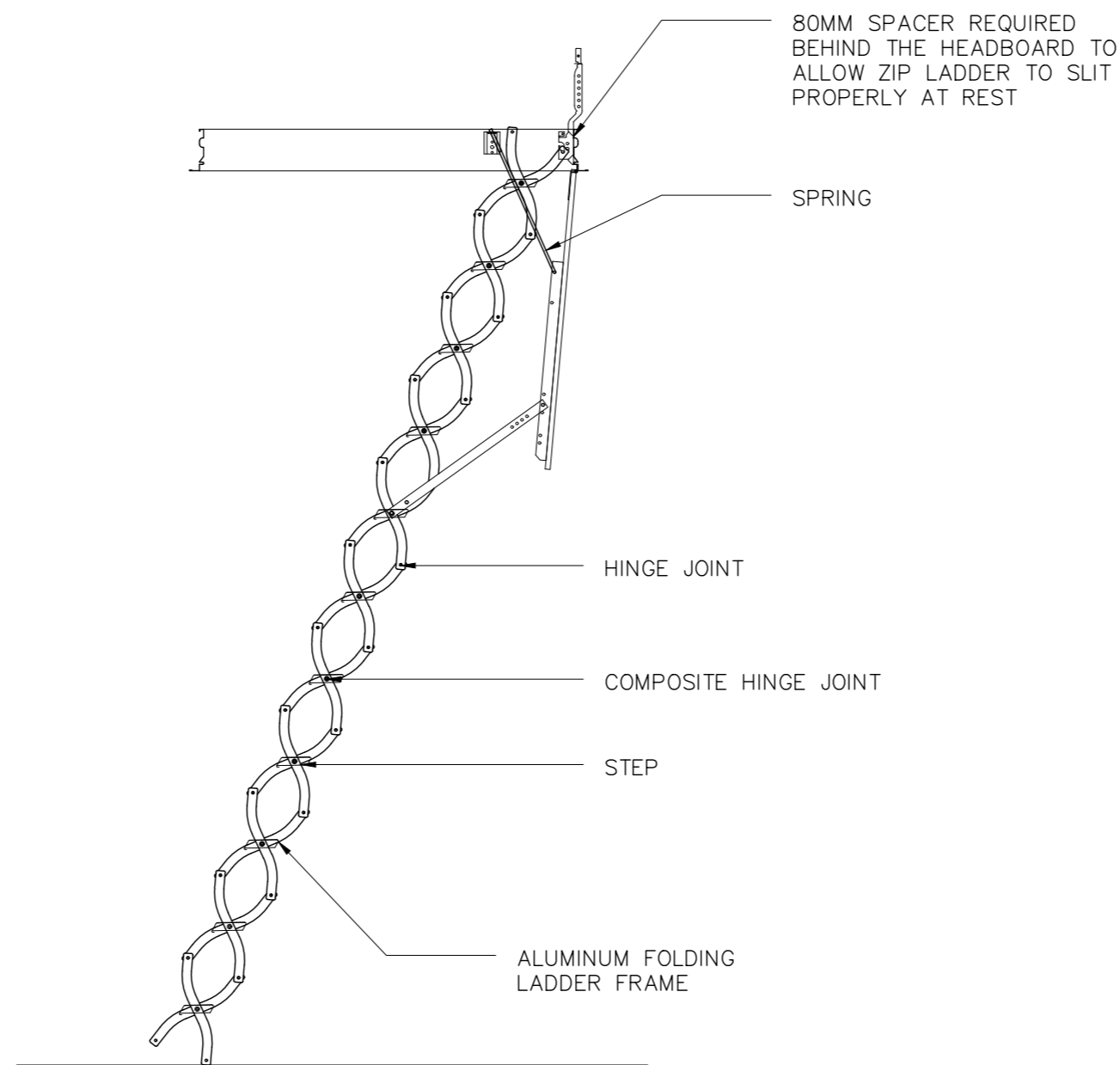

☐ CONCEPT DESIGN
☒ DESIGN DEVELOPMENT
☐ TENDER DOCUMENT
☐ FOR CONSTRUCTION
☐ AS BUILD DRAWINGS

DESIGNATION	NAME	SIGNATURE
ARCHITECT	ABDULLA ANEEL	
ARC.CHECKER	ALI ZAMEER	
ENGINEER	NASHIH JAMAAL	
ENG.CHECKER	ABDULL NASEEH	
	DATE 20.08.2025	DWG. NO: AR33
	A1 A2 A3	
SCALE	- -	



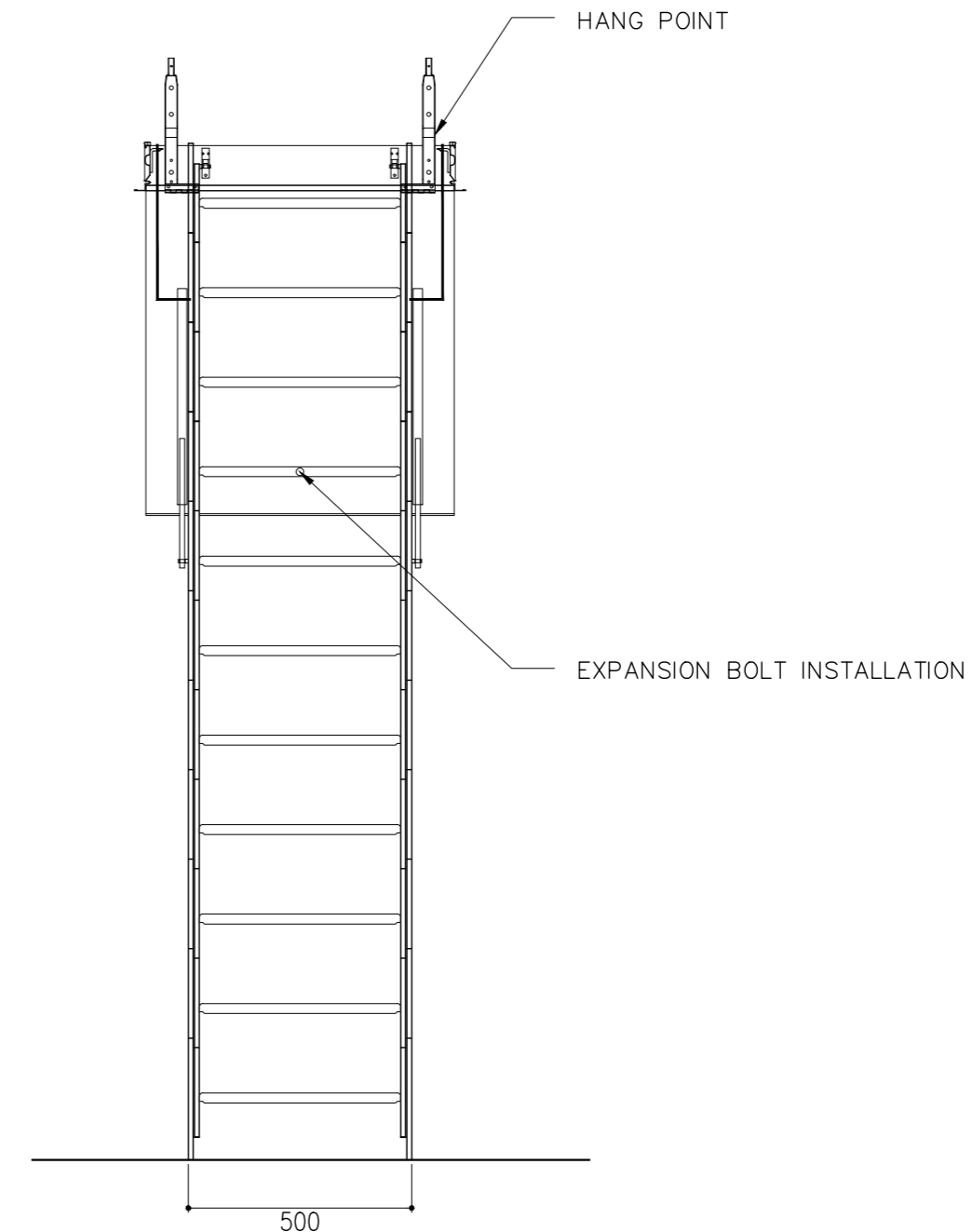
FOLDING LADDER PLAN VIEW

SCALE 1:20



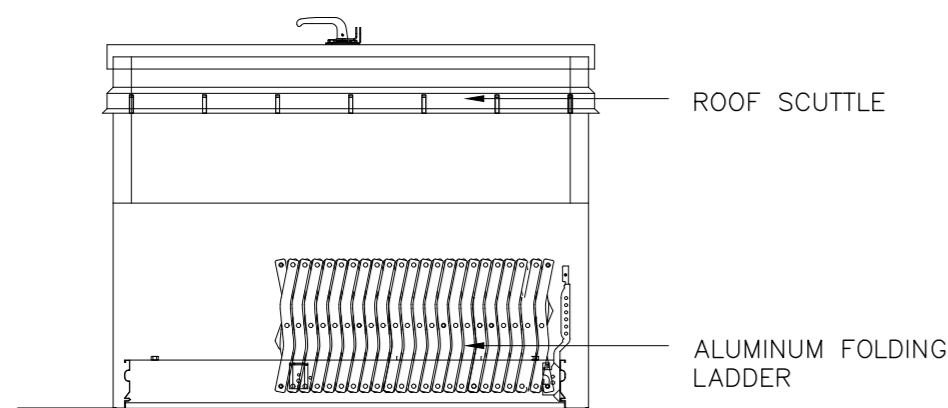
ELEVATION – E1

SCALE 1:20



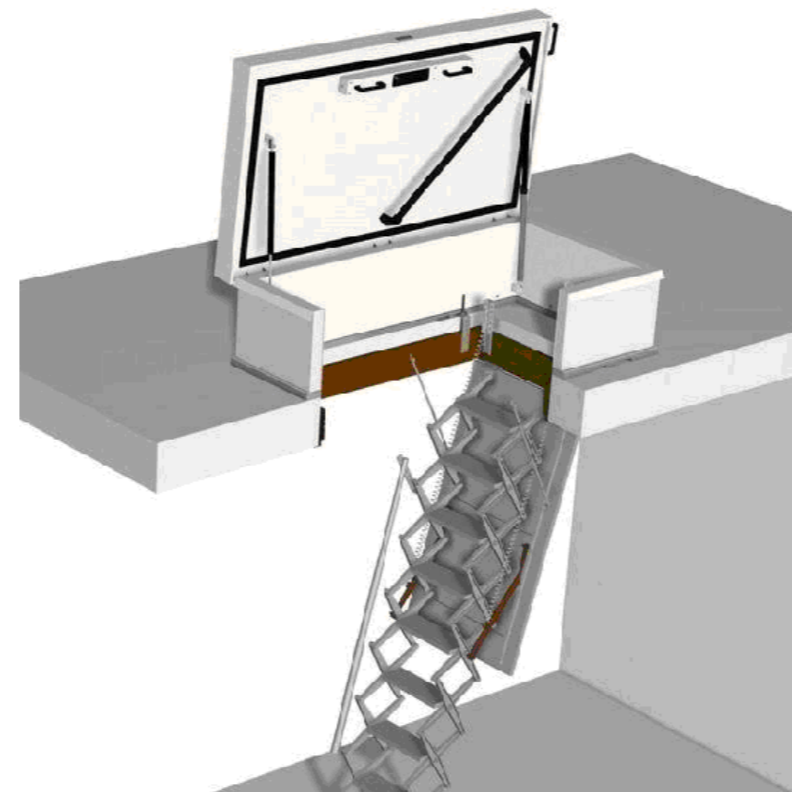

ELEVATION – E2

SCALE 1:20




SECTION A–A

SCALE 1:20



REFERENCE IMAGE

SCALE 1:20

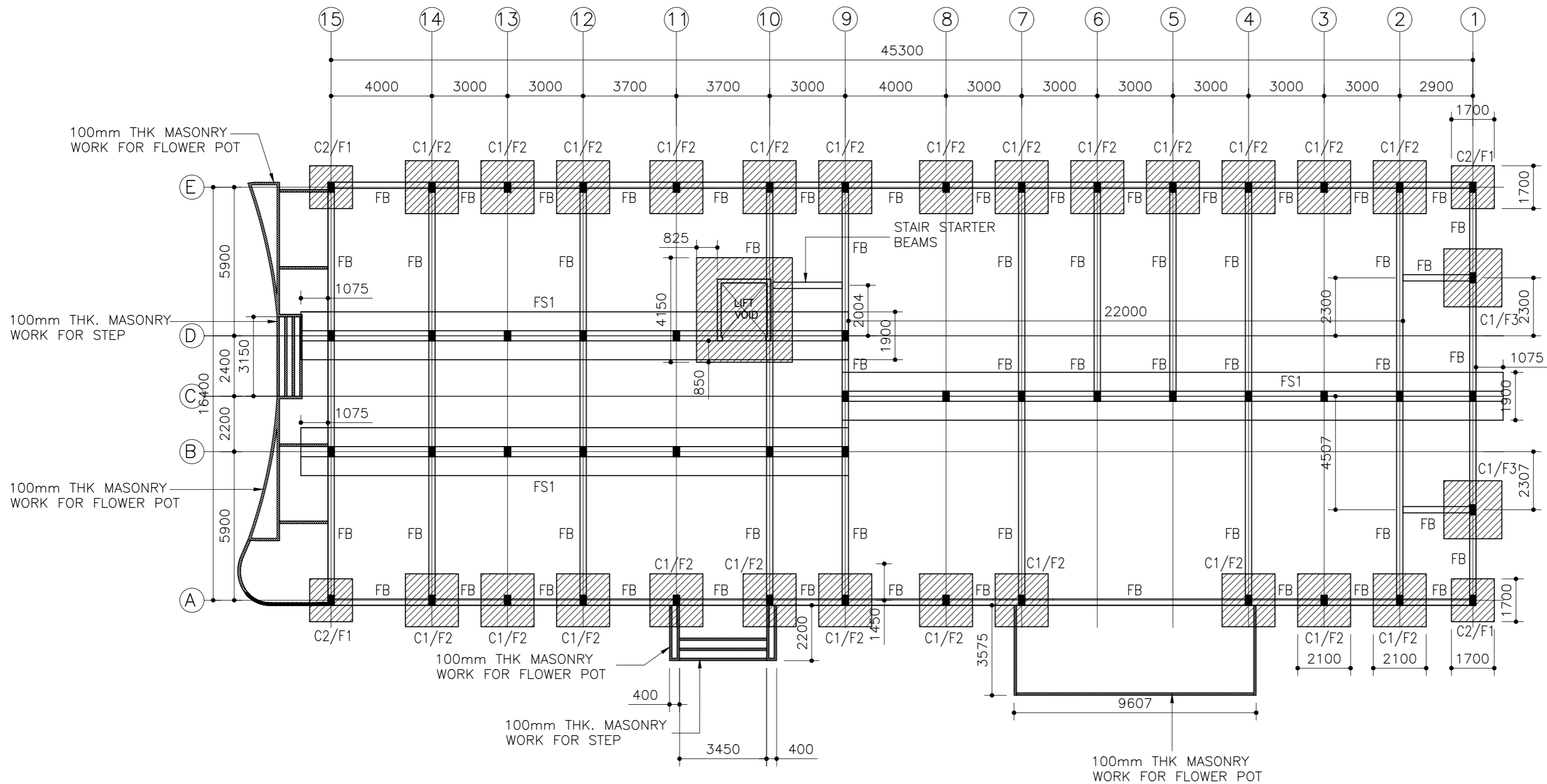


NOTE:
THE LADDER SHOULD BE
FITTED AS LOW AS POSSIBLE
IN THE APERTURE TO GIVE
MAXIMUM HEADROOM

FLOOR TO CEILING
HEIGHT/BOTTOM EDGE OF THE
HEADBOARD (ADD THE
THICKNESS OF PANEL WHEN
USED WITH CEILING DOOR)


CLIENT: MINISTRY OF HIGHER EDUCATION, LABOUR & SKILLS DEVELOPMENT		
DESIGN BY: MINISTRY OF HIGHER EDUCATION, LABOUR & SKILLS DEVELOPMENT		
WARNING: – Contractor to verify all dimensions of existing works on site before commencing any work or preparing shop drawings. – Do not scale drawings, use written dimensions only. – This drawing is to be read in conjunction with the specifications and conditions of contract.		
PROJECT: PROPOSED GA. VILLINGILI TVET CENTER & STUDENT ACCOMMODATION		
PHASE: <input type="radio"/> CONCEPT DESIGN <input checked="" type="radio"/> DESIGN DEVELOPMENT <input type="radio"/> TENDER DOCUMENT <input type="radio"/> FOR CONSTRUCTION <input type="radio"/> AS BUILD DRAWINGS		
DESIGNATION	NAME	SIGNATURE
ARCHITECT	ABDULLA ANEEL	
ARC.CHECKER	ALI ZAMEER	
ENGINEER	NAASH JAMAL	
ENG.CHECKER	ABDULL NASEEH	
DATE 20.08.2025		DWG. NO: AR34
SCALE	A1 A2 A3	
	- -	

PROPOSED GA. VILLINGILI TVET CENTER
STRUCTURAL DRAWINGS
01.10.2025



FOUNDATION PLAN

SCALE 1:200



NOTES:

LIFT VOID AREA RAFT SLAB 300MM T12-200 B/W T/B

F1-1700mm X 1700mm X 350mm-T12@150C/C B/W BOTTOM
F2-2100mm X 2100mm X 450mm-T12@125C/C B/W BOTTOM
F3-2300mm X 2300mm X 500mm-T12@125C/C B/W BOTTOM

CLIENT: MINISTRY OF HIGHER EDUCATION, LABOUR & SKILLS DEVELOPMENT		
DESIGN BY: MINISTRY OF HIGHER EDUCATION, LABOUR & SKILLS DEVELOPMENT		
WARNING: <ul style="list-style-type: none">- Contractor to verify all dimensions of existing works on site before commencing any work or preparing shop drawings.- Do not scale drawings, use written dimensions only.- This drawing is to be read in conjunction with the specifications and conditions of contract.		
PROJECT: PROPOSED GA. VILLINGILI TVET CENTER & STUDENT ACCOMMODATION		
PHASE: <input type="radio"/> CONCEPT DESIGN <input checked="" type="radio"/> DESIGN DEVELOPMENT <input type="radio"/> TENDER DOCUMENT <input type="radio"/> FOR CONSTRUCTION <input type="radio"/> AS BUILD DRAWINGS		
DESIGNATION	NAME	SIGNATURE
ARCHITECT	ABDULLA ANEEL	
ARC.CHECKER	ALI ZAMEER	
ENGINEER	NAASH JAMAAL	
ENG.CHECKER	ABDULL NASEEH	
DATE 20.08.2025		DWG. NO: ST01
SCALE - -		

COLUMN PLAN

SCALE 1:200



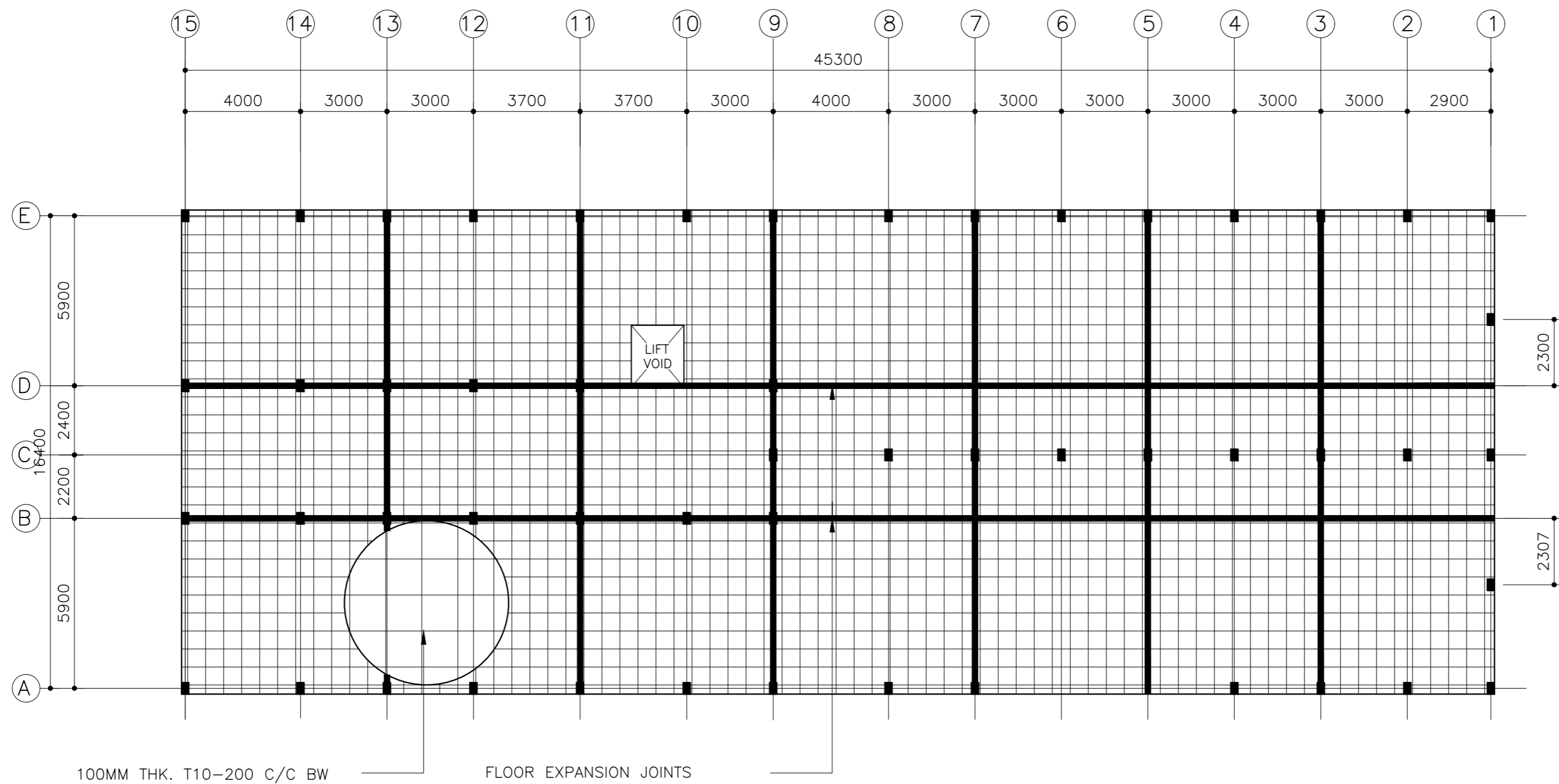
CLIENT: MINISTRY OF HIGHER EDUCATION, LABOUR & SKILLS DEVELOPMENT			
DESIGN BY: MINISTRY OF HIGHER EDUCATION, LABOUR & SKILLS DEVELOPMENT			
WARNING: – Contractor to verify all dimensions of existing works on site before commencing any work or preparing shop drawings. – Do not scale drawings, use written dimensions only. – This drawing is to be read in conjunction with the specifications and conditions of contract.			
PROJECT: PROPOSED GA. VILLINGILI TVET CENTER & STUDENT ACCOMMODATION			
PHASE: <input checked="" type="radio"/> CONCEPT DESIGN <input checked="" type="radio"/> DESIGN DEVELOPMENT <input type="radio"/> TENDER DOCUMENT <input type="radio"/> FOR CONSTRUCTION <input type="radio"/> AS BUILD DRAWINGS			
DESIGNATION	NAME		SIGNATURE
ARCHITECT	ABDULLA ANEEL		
ARC.CHECKER	ALI ZAMEER		
ENGINEER	NASHIH JAMAL		
ENG.CHECKER	ABDULL NASEEH		
		DATE	DWG. NO:
		20.08.2025	ST02
	A1	A2	A3
SCALE	- - -		

COLUMN PLAN

SCALE 1:200




CLIENT: MINISTRY OF HIGHER EDUCATION, LABOUR & SKILLS DEVELOPMENT		
DESIGN BY: MINISTRY OF HIGHER EDUCATION, LABOUR & SKILLS DEVELOPMENT		
WARNING: – Contractor to verify all dimensions of existing works on site before commencing any work or preparing shop drawings. – Do not scale drawings, use written dimensions only. – This drawing is to be read in conjunction with the specifications and conditions of contract.		
PROJECT: <div style="text-align: center; padding: 10px;"> PROPOSED GA. VILLINGILI TVET CENTER & STUDENT ACCOMMODATION </div>		
PHASE: <input type="radio"/> CONCEPT DESIGN <input checked="" type="radio"/> DESIGN DEVELOPMENT <input type="radio"/> TENDER DOCUMENT <input type="radio"/> FOR CONSTRUCTION <input type="radio"/> AS BUILD DRAWINGS		
DESIGNATION	NAME	SIGNATURE
ARCHITECT	ABDULLA ANEEL	
ARC.CHECKER	ALI ZAMEER	
ENGINEER	NASHIH JAMAAL	
ENG.CHECKER	ABDULL NUSEEH	
DATE 20.08.2025		DWG. NO: ST02
SCALE	A1 A2 A3 - - -	

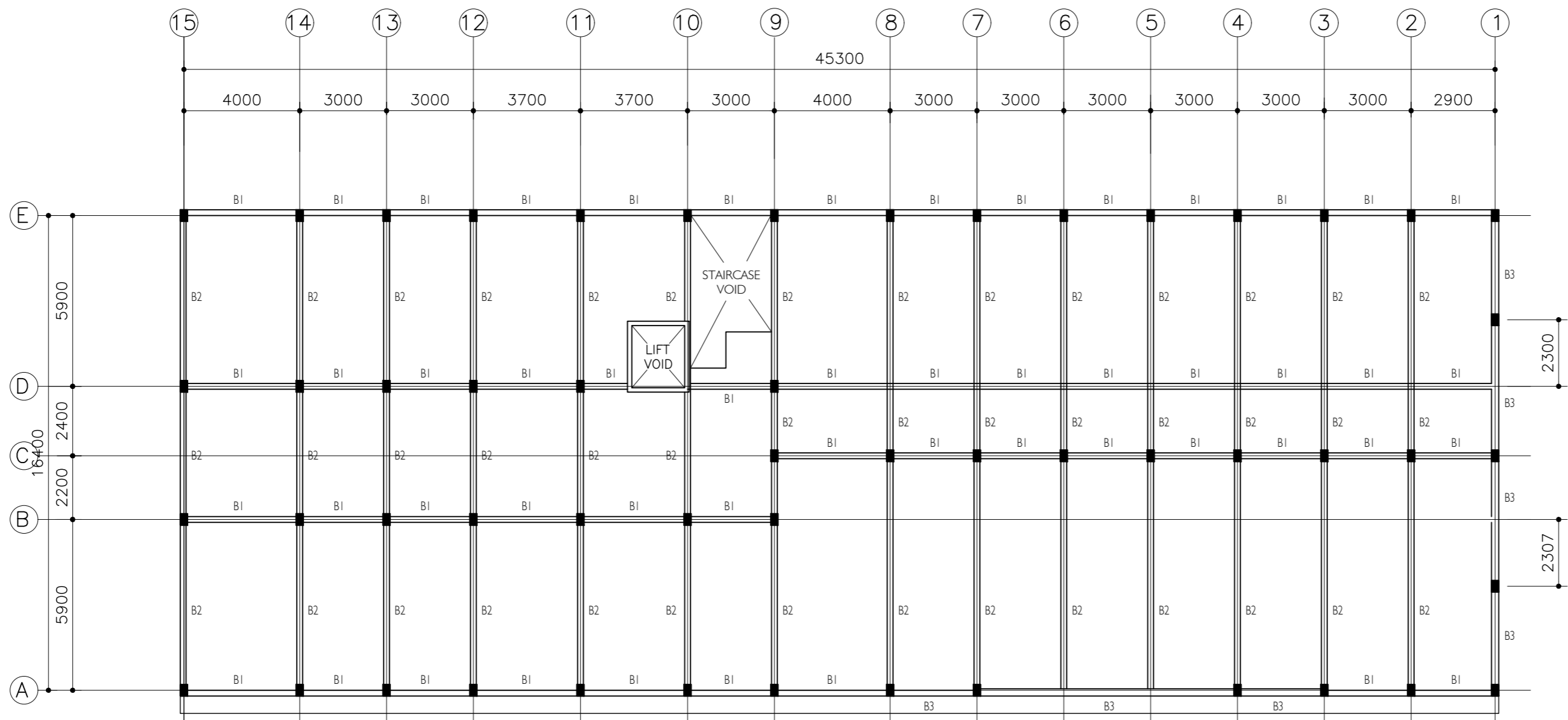


GROUND FLOOR SLAB PLAN

SCALE 1:200



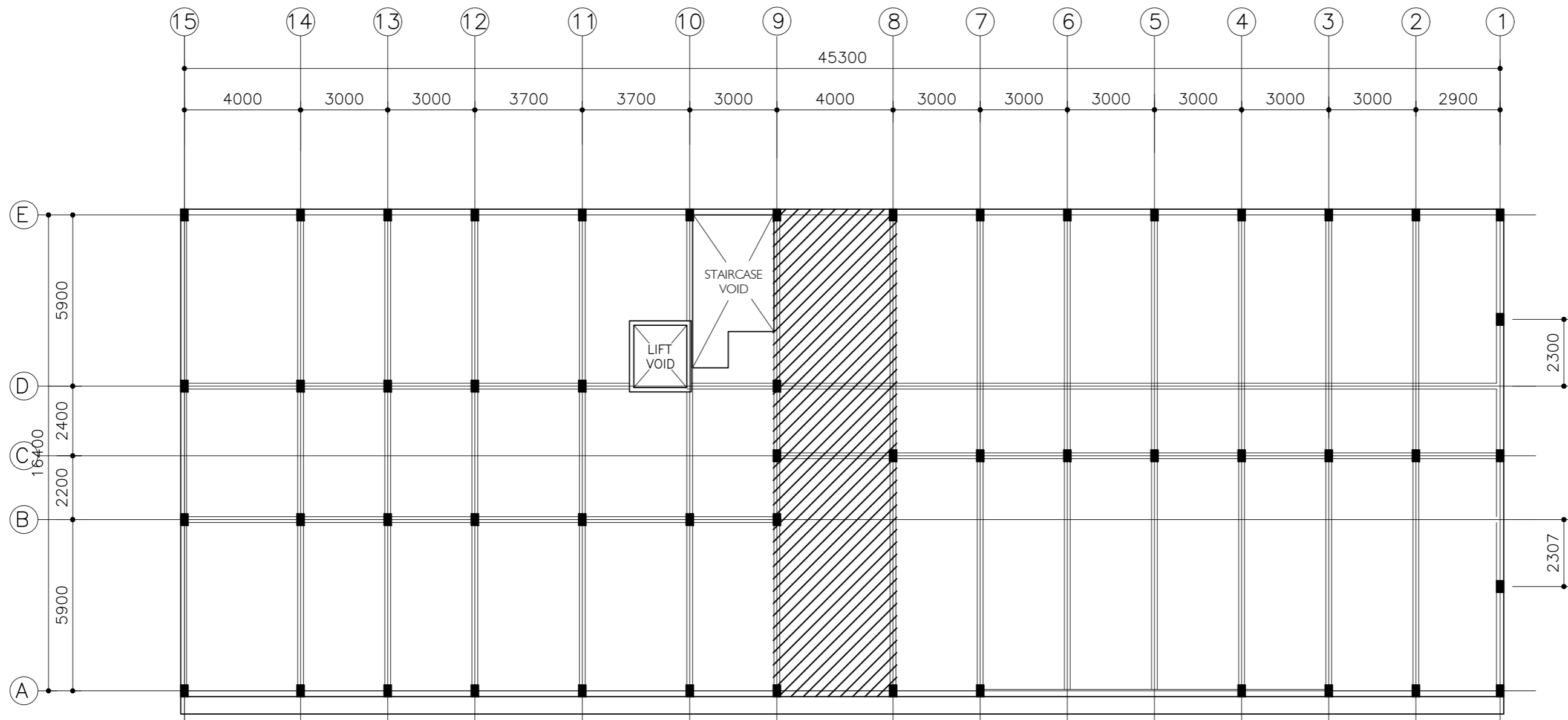
CLIENT: MINISTRY OF HIGHER EDUCATION, LABOUR & SKILLS DEVELOPMENT		
DESIGN BY: MINISTRY OF HIGHER EDUCATION, LABOUR & SKILLS DEVELOPMENT		
WARNING: - Contractor to verify all dimensions of existing works on site before commencing any work or preparing shop drawings. - Do not scale drawings, use written dimensions only. - This drawing is to be read in conjunction with the specifications and conditions of contract.		
PROJECT: PROPOSED GA. VILLINGILI TVET CENTER & STUDENT ACCOMMODATION		
PHASE: <input type="radio"/> CONCEPT DESIGN <input checked="" type="radio"/> DESIGN DEVELOPMENT <input type="radio"/> TENDER DOCUMENT <input type="radio"/> FOR CONSTRUCTION <input type="radio"/> AS BUILD DRAWINGS		
DESIGNATION	NAME	SIGNATURE
ARCHITECT	ABDULLA ANEEL	
ARC.CHECKER	ALI ZAMEER	
ENGINEER	NASIH JAMAL	
ENG.CHECKER	ABDULL NASEEH	
DATE		DWG. NO:
20.08.2025		ST03
A1	A2	A3
-	-	
SCALE		



1ST FLOOR BEAM PLAN
SCALE 1:200



CLIENT: MINISTRY OF HIGHER EDUCATION, LABOUR & SKILLS DEVELOPMENT		
DESIGN BY: MINISTRY OF HIGHER EDUCATION, LABOUR & SKILLS DEVELOPMENT		
WARNING: - Contractor to verify all dimensions of existing works on site before commencing any work or preparing shop drawings. - Do not scale drawings, use written dimensions only. - This drawing is to be read in conjunction with the specifications and conditions of contract.		
PROJECT: PROPOSED GA. VILLINGILI TVET CENTER & STUDENT ACCOMMODATION		
PHASE: <input type="radio"/> CONCEPT DESIGN <input checked="" type="radio"/> DESIGN DEVELOPMENT <input type="radio"/> TENDER DOCUMENT <input type="radio"/> FOR CONSTRUCTION <input type="radio"/> AS BUILD DRAWINGS		
DESIGNATION	NAME	SIGNATURE
ARCHITECT	ABDULLA ANEEL	
ARC.CHECKER	ALI ZAMEER	
ENGINEER	NASHI JAMAAL	
ENG.CHECKER	ABDULL NASEEH	
DATE 20.08.2025		DWG. NO: ST04
SCALE	A1 A2 A3 - - -	



1ST FLOOR SLAB PLAN

SCALE 1:200

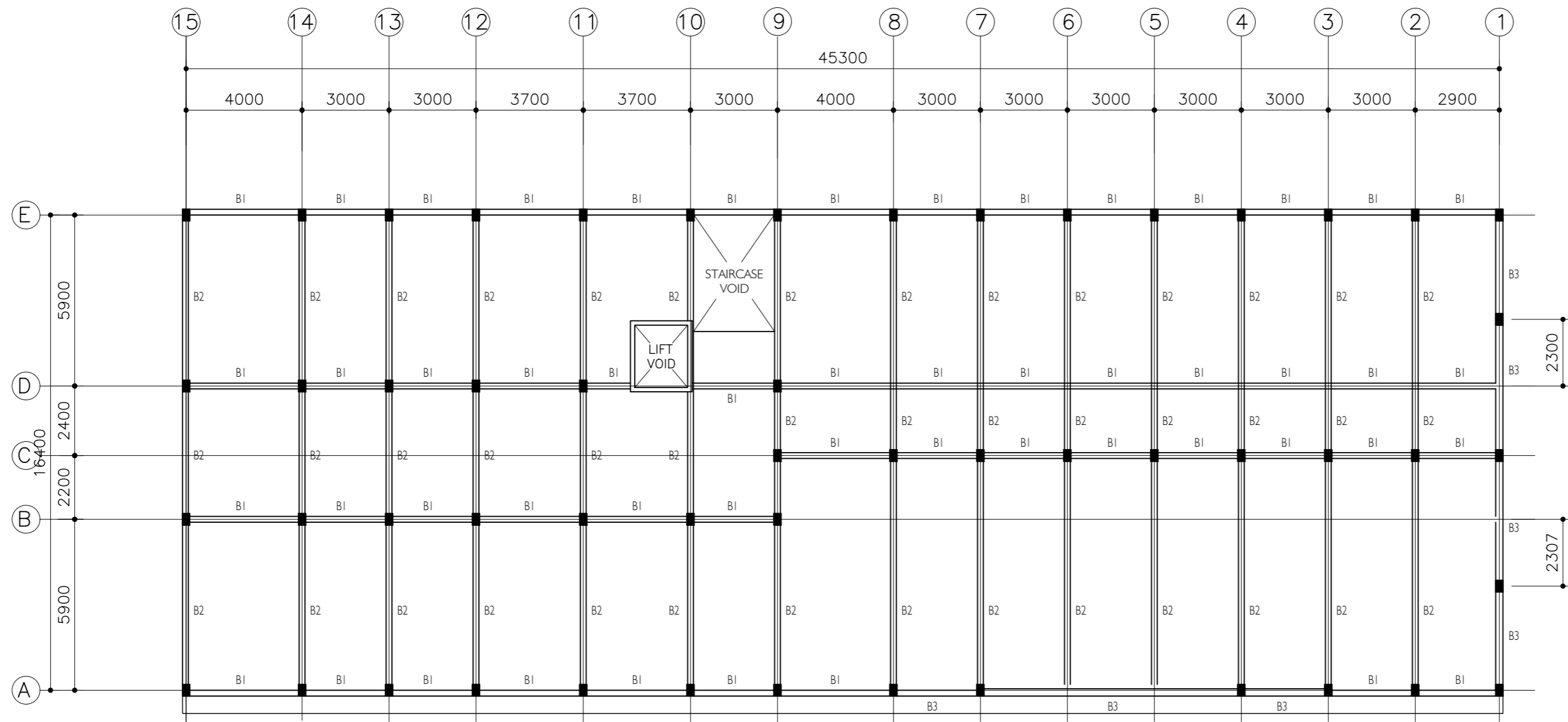


SLAB THICKNESS = 160MM
DISTRIBUTION STEEL : T10-150 BOTHWAYS (NOT SHOWN)
COVER TO SLAB : 25MM MIN. 30 MM MAX.
COVER TO BEAMS : 30-35MM COVER TO COLUMNS : 40MM
LAPS : 45 ϕ (ϕ =BAR DIAMETER)
CONCRETE MIX : 1:2:3
UNLESS OTHER STATED
TOP RFMT. : T10@100 C/C BOTHWAYS (THROUGHOUT) NOT SHOWN
BOTTOM RFMT. : T10@100 C/C BOTHWAYS (THROUGHOUT) NOT SHOWN
REINFORCEMENT BARS WILL BE DISCONTINUOUS OVER VOIDS ALL EXTRA
BARS: 3T12@50 C/C (T/B) UNLESS STATED OTHERWISE



NOTES:
SLAB THICKNESS = 160MM
DISTRIBUTION STEEL : T10-150 BOTHWAYS (NOT SHOWN)
COVER TO SLAB : 25MM MIN. 30 MM MAX.
COVER TO BEAMS : 30-35MM COVER TO COLUMNS : 40MM
LAPS : 45 ϕ (ϕ =BAR DIAMETER)
CONCRETE MIX : 1:2:3
UNLESS OTHER STATED
TOP RFMT. : T10@200 C/C BOTHWAYS (THROUGHOUT) NOT SHOWN
BOTTOM RFMT. : T10@200 C/C BOTHWAYS (THROUGHOUT) NOT SHOWN
REINFORCEMENT BARS WILL BE DISCONTINUOUS OVER VOIDS ALL EXTRA
BARS: 3T12@50 C/C (T/B) UNLESS STATED OTHERWISE

CLIENT: MINISTRY OF HIGHER EDUCATION, LABOUR & SKILLS DEVELOPMENT		
DESIGN BY: MINISTRY OF HIGHER EDUCATION, LABOUR & SKILLS DEVELOPMENT		
WARNING: - Contractor to verify all dimensions of existing works on site before commencing any work or preparing shop drawings. - Do not scale drawings, use written dimensions only. - This drawing is to be read in conjunction with the specifications and conditions of contract.		
PROJECT: PROPOSED GA. VILLINGILI TVET CENTER & STUDENT ACCOMMODATION		
PHASE: <input type="radio"/> CONCEPT DESIGN <input checked="" type="radio"/> DESIGN DEVELOPMENT <input type="radio"/> TENDER DOCUMENT <input type="radio"/> FOR CONSTRUCTION <input type="radio"/> AS BUILD DRAWINGS		
DESIGNATION	NAME	SIGNATURE
ARCHITECT	ABDULLA ANEEL	
ARC.CHECKER	ALI ZAMEER	
ENGINEER	NASHI JAMAL	
ENG.CHECKER	ABDULL NASEEH	
DATE 20.08.2025		DWG. NO: ST05
A1	A2	A3
SCALE	-	-

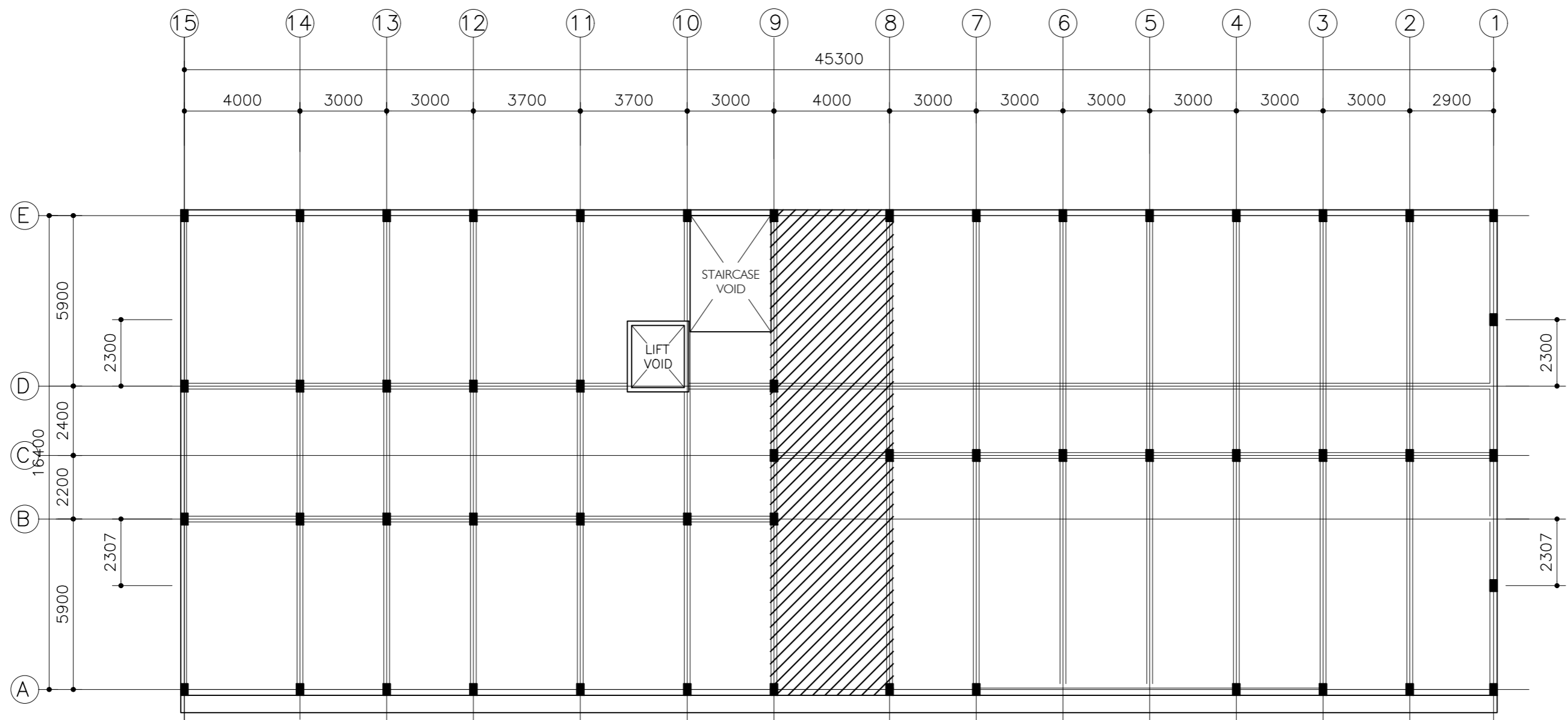


2ND FLOOR BEAM PLAN

SCALE 1:200




CLIENT: MINISTRY OF HIGHER EDUCATION, LABOUR & SKILLS DEVELOPMENT		
DESIGN BY: MINISTRY OF HIGHER EDUCATION, LABOUR & SKILLS DEVELOPMENT		
WARNING: – Contractor to verify all dimensions of existing works on site before commencing any work or preparing shop drawings. – Do not scale drawings, use written dimensions only. – This drawing is to be read in conjunction with the specifications and conditions of contract.		
PROJECT: PROPOSED GA. VILLINGILI TVET CENTER & STUDENT ACCOMMODATION		
PHASE: <input type="radio"/> CONCEPT DESIGN <input checked="" type="radio"/> DESIGN DEVELOPMENT <input type="radio"/> TENDER DOCUMENT <input type="radio"/> FOR CONSTRUCTION <input type="radio"/> AS BUILD DRAWINGS		
DESIGNATION	NAME	SIGNATURE
ARCHITECT	ABOULLA ANEEL	
ARC.CHECKER	ALI ZAMEER	
ENGINEER	NAASIH JAMAAL	
ENG.CHECKER	ABDULL NASEEH	
	DATE 20.08.2025	DWG. NO: ST06
	A1 A2 A3 - - -	
SCALE		



2ND FLOOR SLAB PLAN

SCALE 1:200



SLAB THICKNESS = 160MM
DISTRIBUTION STEEL : T10-150 BOTHWAYS (NOT SHOWN)
COVER TO SLAB : 25MM MIN. 30 MM MAX.
COVER TO BEAMS : 30-35MM COVER TO COLUMNS : 40MM
LAPS : 45 ϕ (ϕ =BAR DIAMETER)
CONCRETE MIX : 1:2:3
UNLESS OTHER STATED
TOP RFMT. : T10@100 C/C BOTHWAYS (THROUGHOUT) NOT SHOWN
BOTTOM RFMT. : T10@100 C/C BOTHWAYS (THROUGHOUT) NOT SHOWN
REINFORCEMENT BARS WILL BE DISCONTINUOUS OVER VOIDS ALL EXTRA
BARS: 3T12@50 C/C (T/B) UNLESS STATED OTHERWISE



NOTES:
SLAB THICKNESS = 160MM
DISTRIBUTION STEEL : T10-150 BOTHWAYS (NOT SHOWN)
COVER TO SLAB : 25MM MIN. 30 MM MAX.
COVER TO BEAMS : 30-35MM COVER TO COLUMNS : 40MM
LAPS : 45 ϕ (ϕ =BAR DIAMETER)
CONCRETE MIX : 1:2:3
UNLESS OTHER STATED
TOP RFMT. : T10@200 C/C BOTHWAYS (THROUGHOUT) NOT SHOWN
BOTTOM RFMT. : T10@200 C/C BOTHWAYS (THROUGHOUT) NOT SHOWN
REINFORCEMENT BARS WILL BE DISCONTINUOUS OVER VOIDS ALL EXTRA
BARS: 3T12@50 C/C (T/B) UNLESS STATED OTHERWISE

CLIENT:
MINISTRY OF HIGHER
EDUCATION, LABOUR &
SKILLS DEVELOPMENT


DESIGN BY:
MINISTRY OF HIGHER
EDUCATION, LABOUR &
SKILLS DEVELOPMENT

WARNING:
- Contractor to verify all dimensions of existing works on site before commencing any work or preparing shop drawings.
- Do not scale drawings, use written dimensions only.
- This drawing is to be read in conjunction with the specifications and conditions of contract.

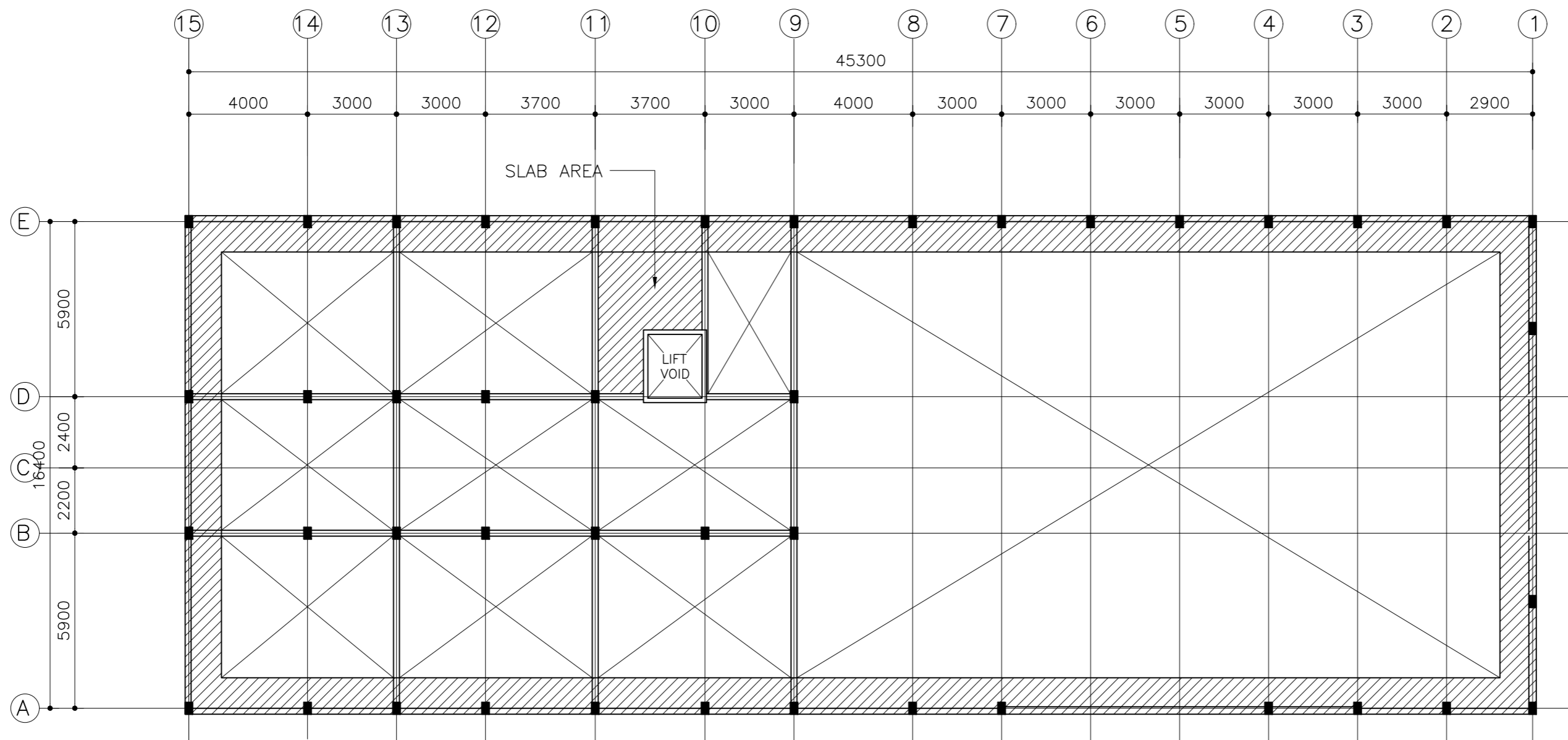
PROJECT:
PROPOSED GA.
VILLINGILI TVET CENTER
& STUDENT
ACCOMMODATION

PHASE:
☐ CONCEPT DESIGN
☒ DESIGN DEVELOPMENT
☐ TENDER DOCUMENT
☐ FOR CONSTRUCTION
☐ AS BUILD DRAWINGS


DESIGNATION	NAME	SIGNATURE
ARCHITECT	ABDULLA ANEEL	
ARC.CHECKER	ALI ZAMEER	
ENGINEER	NASIH JAMAL	
ENG.CHECKER	ABDULL NASEEH	
DATE		DWG. NO:
20.08.2025		ST07
A1	A2	A3
SCALE	-	-



CUSTOMER: MINISTRY OF HIGHER EDUCATION, LABOUR & SKILLS DEVELOPMENT				
DESIGN BY: MINISTRY OF HIGHER EDUCATION, LABOUR & SKILLS DEVELOPMENT				
WARNING: - Contractor to verify all dimensions of existing works on site before commencing any work or preparing shop drawings. - Do not scale drawings, use written dimensions only. - This drawing is to be read in conjunction with the specifications and conditions of contract.				
PROJECT: <div style="text-align: center; padding: 10px;"> PROPOSED GA. VILLINGILI TVET CENTER & STUDENT ACCOMMODATION </div>				
PHASE: <input type="radio"/> DESIGN DESIGN <input checked="" type="radio"/> CONCEPT DEVELOPMENT <input type="radio"/> TENDER DOCUMENT <input type="radio"/> FOR CONSTRUCTION <input type="radio"/> AS BUILD DRAWINGS				
DESIGNATION		NAME		SIGNATURE
ARCHITECT		ABDULLA ANEEL		
ARC.CHECKER		ALI ZAMEER		
ENGINEER		NASHIH JAMAAL		
ENG.CHECKER		ABDULL NASEEH		
		DATE 20.08.2025		DWG. NO: ST08
		A1	A2	A3
SCALE		-	-	



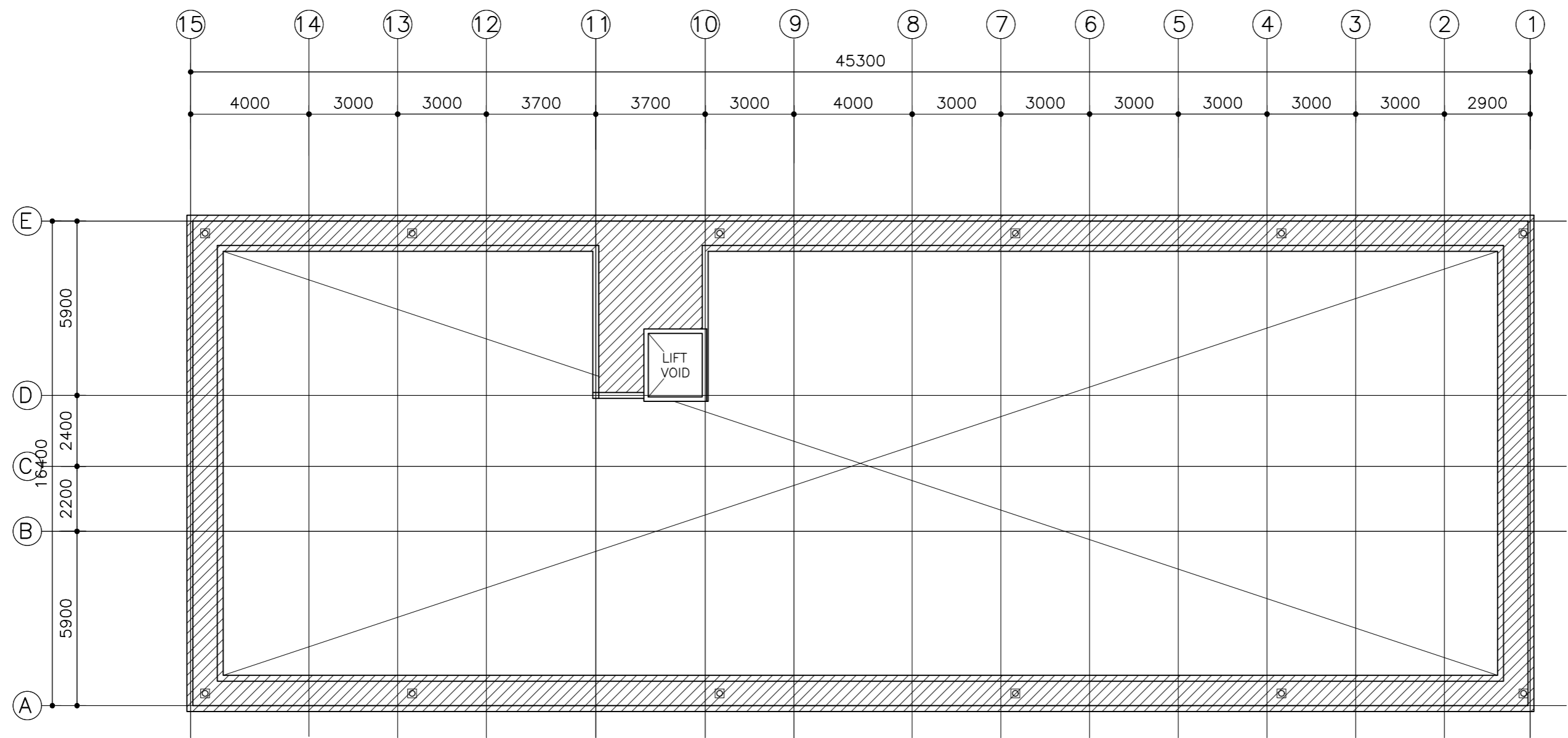
ROOF GUTTER SLAB PLAN
SCALE 1:200



NOTES:


SLAB THICKNESS = 200MM
DISTRIBUTION STEEL : T10-150 BOTHWAYS (NOT SHOWN)
COVER TO SLAB : 25MM MIN. 30 MM MAX.
COVER TO BEAMS : 30-35MM COVER TO COLUMNS : 40MM
LAPS : 45Ø (Ø=BAR DIAMETER)
CONCRETE MIX : 1:2:3
UNLESS OTHER STATED
TOP RFMT. : T12@100 T1, T10-200 T2 C/C BOTHWAYS (THROUGHOUT) NOT SHOWN
BOTTOM RFMT. : T10@200 C/C BOTHWAYS (THROUGHOUT) NOT SHOWN REINFORCEMENT
BARS WILL BE DISCONTINUOUS OVER VOIDS ALL EXTRA BARS: 3T12@50 C/C (T/B) UNLESS STATED OTHERWISE

CLIENT: MINISTRY OF HIGHER EDUCATION, LABOUR & SKILLS DEVELOPMENT		
DESIGN BY: MINISTRY OF HIGHER EDUCATION, LABOUR & SKILLS DEVELOPMENT		
WARNING: - Contractor to verify all dimensions of existing works on site before commencing any work or preparing shop drawings. - Do not scale drawings, use written dimensions only. - This drawing is to be read in conjunction with the specifications and conditions of contract.		
PROJECT: PROPOSED GA. VILLINGILI TVET CENTER & STUDENT ACCOMMODATION		
PHASE: <input type="radio"/> CONCEPT DESIGN <input checked="" type="radio"/> DESIGN DEVELOPMENT <input type="radio"/> TENDER DOCUMENT <input type="radio"/> FOR CONSTRUCTION <input type="radio"/> AS BUILD DRAWINGS		
DESIGNATION	NAME	SIGNATURE
ARCHITECT	ABDULLA ANEEL	
ARC.CHECKER	ALI ZAMEER	
ENGINEER	NAASH JAMAL	
ENG.CHECKER	ABDULL NASEEH	
SCALE	DATE 20.08.2025	DWG. NO: ST09
	A1 A2 A3	

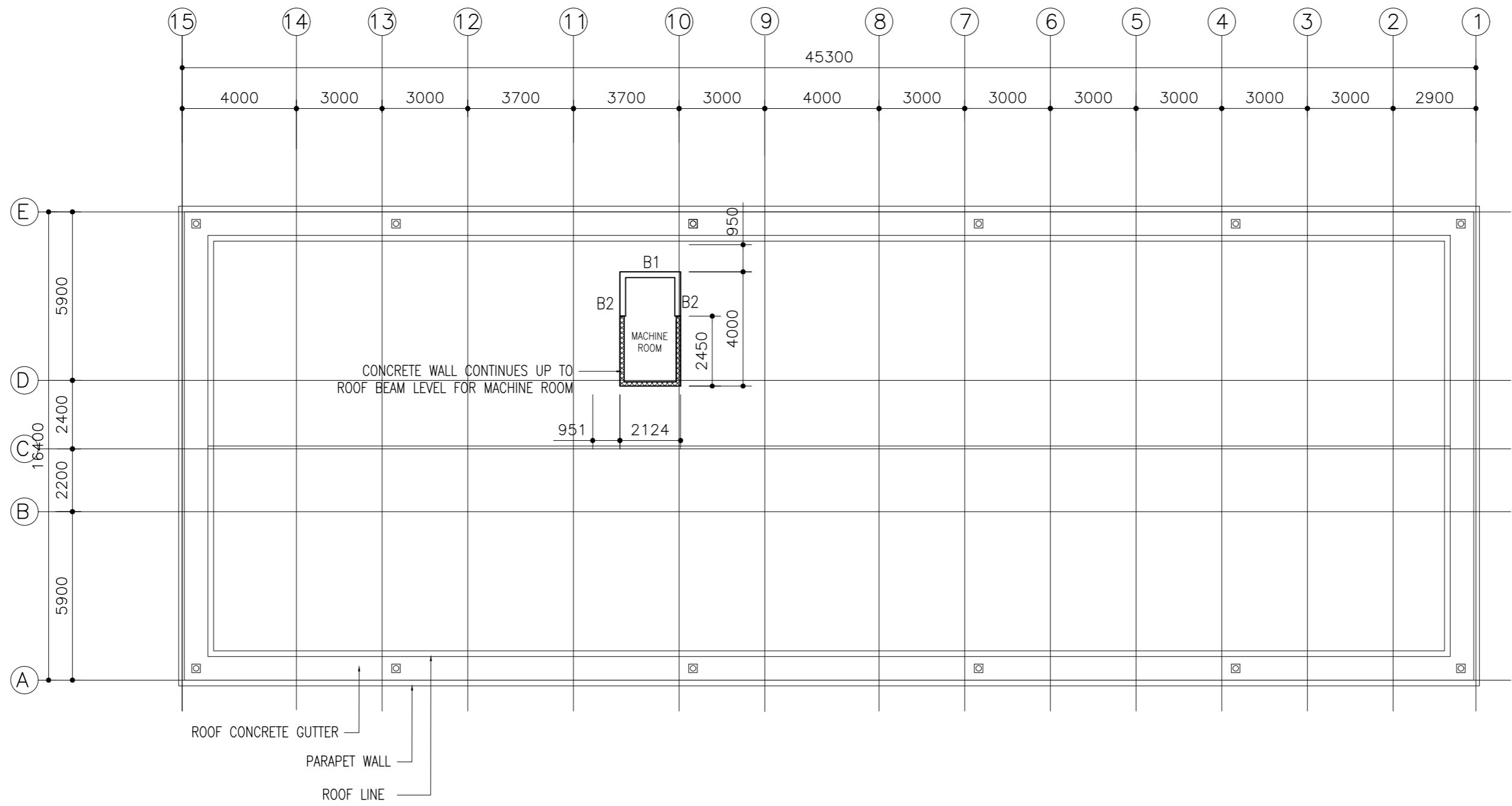


PARAPET WALL PLAN

SCALE 1:200




CLIENT: MINISTRY OF HIGHER EDUCATION, LABOUR & SKILLS DEVELOPMENT		
DESIGN BY: MINISTRY OF HIGHER EDUCATION, LABOUR & SKILLS DEVELOPMENT		
WARNING: - Contractor to verify all dimensions of existing works on site before commencing any work or preparing shop drawings. Do not scale drawings, use written dimensions only. - This drawing is to be read in conjunction with the specifications and conditions of contract.		
PROJECT: PROPOSED GA. VILLINGILI TVET CENTER & STUDENT ACCOMMODATION		
PHASE: <input type="radio"/> CONCEPT DESIGN <input checked="" type="radio"/> DESIGN DEVELOPMENT <input type="radio"/> TENDER DOCUMENT <input type="radio"/> FOR CONSTRUCTION <input type="radio"/> AS BUILD DRAWINGS		
DESIGNATION	NAME	SIGNATURE
ARCHITECT	ABDULLA ANEEL	
ARC.CHECKER	ALI ZAMEER	
ENGINEER	NAASHI JAMAAL	
ENG.CHECKER	ABDULL NASEEH	
DATE 20.08.2025		DWG. NO: ST10
A1	A2 A3	
SCALE	- -	



MACHINE ROOM FLOOR BEAM PLAN

SCALE 1:200



CLIENT:
MINISTRY OF HIGHER
EDUCATION, LABOUR &
SKILLS DEVELOPMENT

DESIGN BY:
MINISTRY OF HIGHER
EDUCATION, LABOUR &
SKILLS DEVELOPMENT

WARNING:
- Contractor to verify all
dimensions of existing
works on site before
commencing any work or
preparing shop drawings.
- Do not scale drawings, use
written dimensions only.
- This drawing is to be read
in conjunction with the
specifications and
conditions of contract.

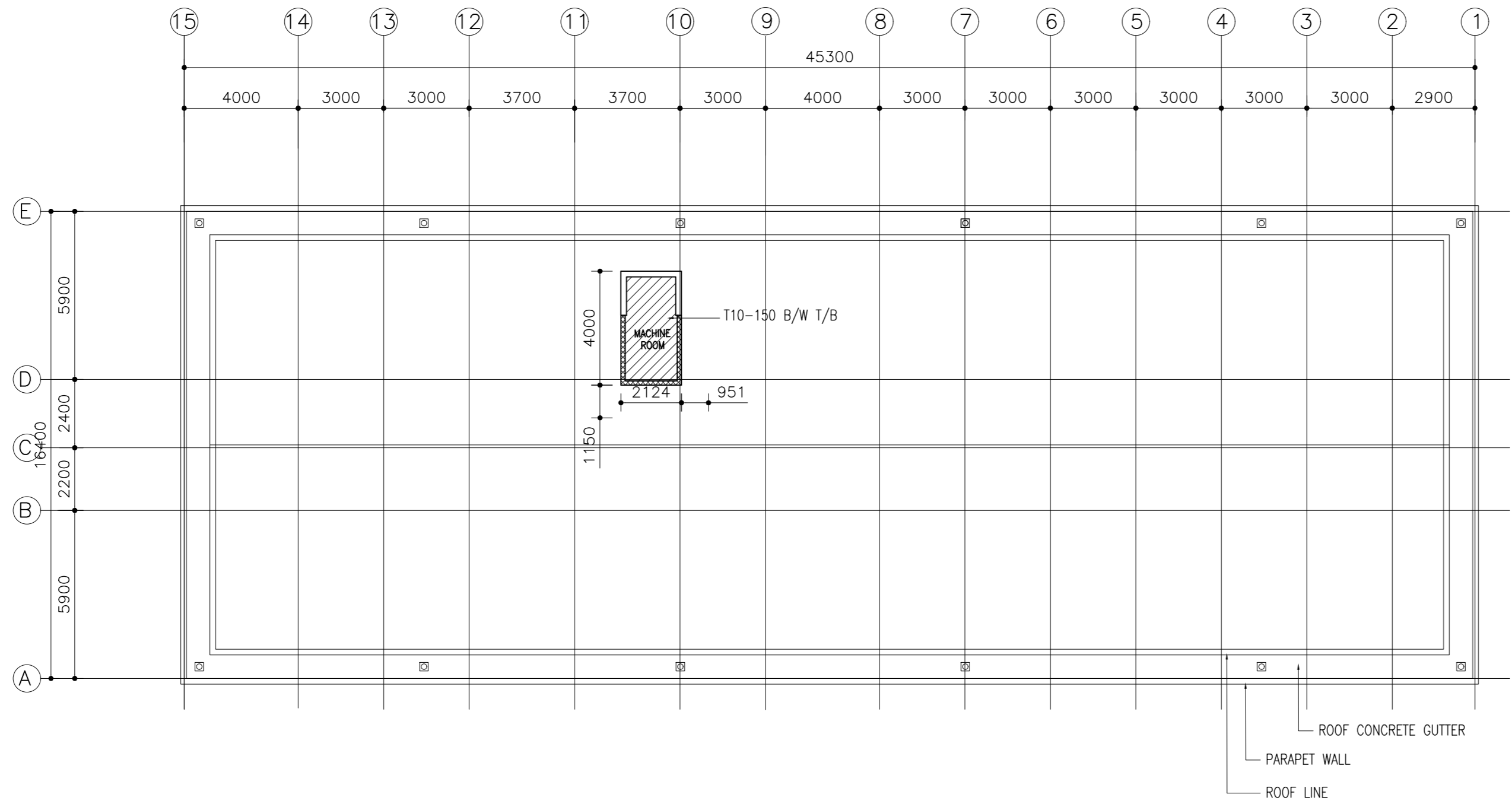
PROJECT:

PROPOSED GA.
VILLINGILI TVET CENTER
& STUDENT
ACCOMMODATION


PHASE:
☐ CONCEPT DESIGN
☒ DESIGN DEVELOPMENT
☐ TENDER DOCUMENT
☐ FOR CONSTRUCTION
☐ AS BUILD DRAWINGS

DESIGNATION	NAME	SIGNATURE
ARCHITECT	ABDULLA ANEEL	
ARC.CHECKER	ALI ZAMEER	
ENGINEER	NASIH JAMAL	
ENG.CHECKER	ABDULL NASEEH	

	DATE	DWG. NO:
	20.08.2025	ST11
	A1 A2 A3	
SCALE	- -	



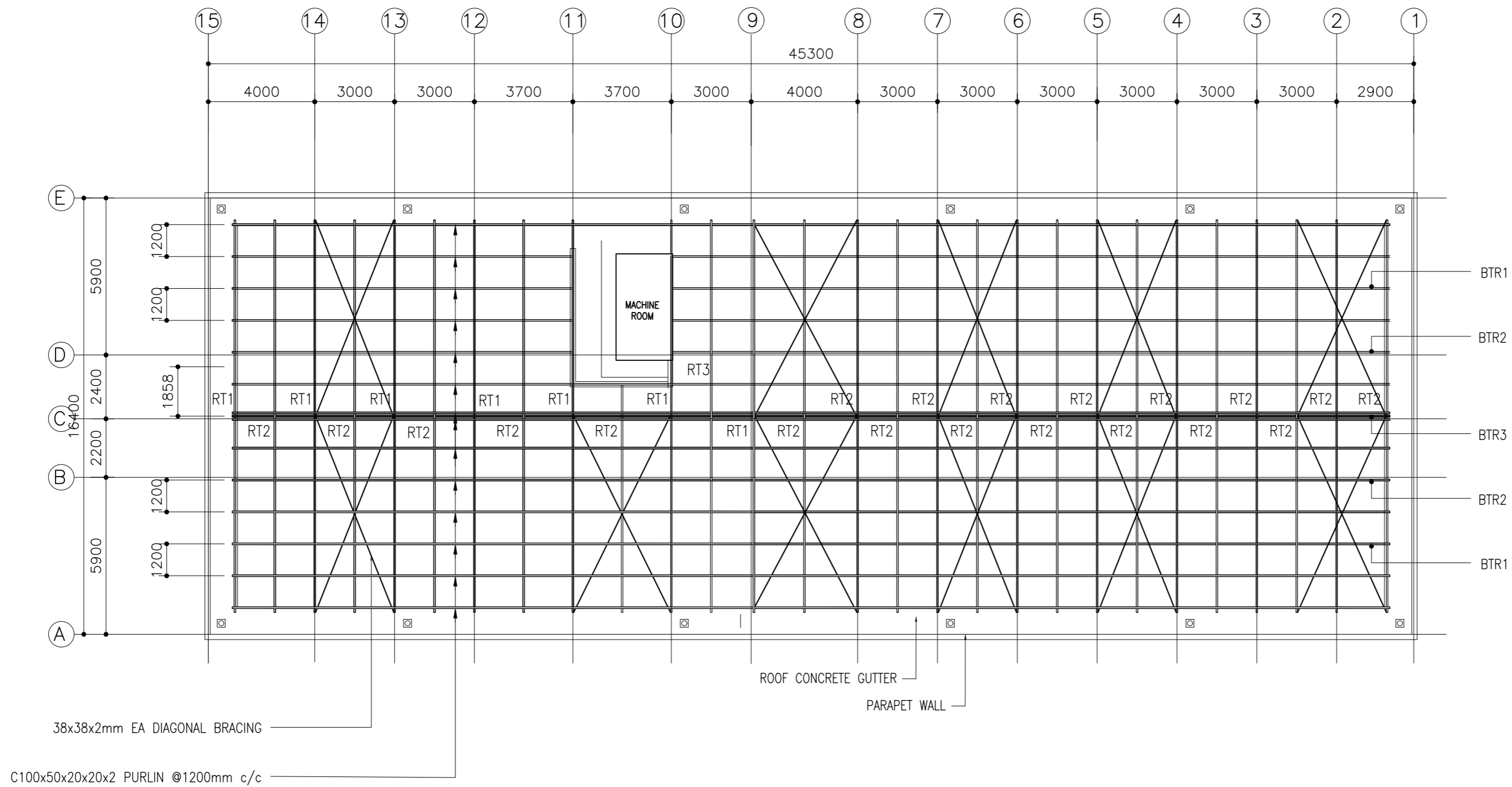
MACHINE ROOM FLOOR SLAB PLAN
SCALE 1:200



NOTES:


SLAB THICKNESS = 150MM
DISTRIBUTION STEEL : T10-150 BOTHWAYS (NOT SHOWN)
COVER TO SLAB : 25MM MIN. 30 MM MAX.
COVER TO BEAMS : 30-35MM COVER TO COLUMNS : 40MM
LAPS : 45 ϕ (ϕ =BAR DIAMETER)
CONCRETE MIX : 1:2:3
UNLESS OTHER STATED
TOP RFMT. : T10@150 C/C BOTHWAYS (THROUGHOUT) NOT SHOWN
BOTTOM RFMT. : T10@150 C/C BOTHWAYS (THROUGHOUT) NOT SHOWN
REINFORCEMENT BARS WILL BE DISCONTINUOUS OVER VOIDS ALL EXTRA
BARS: 3T12@50 C/C (T/B) UNLESS STATED OTHERWISE

CLIENT: MINISTRY OF HIGHER EDUCATION, LABOUR & SKILLS DEVELOPMENT		
DESIGN BY: MINISTRY OF HIGHER EDUCATION, LABOUR & SKILLS DEVELOPMENT		
WARNING: - Contractor to verify all dimensions of existing works on site before commencing any work or preparing shop drawings. - Do not scale drawings, use written dimensions only. - This drawing is to be read in conjunction with the specifications and conditions of contract.		
PROJECT: PROPOSED GA. VILLINGILI TVET CENTER & STUDENT ACCOMMODATION		
PHASE: <input type="radio"/> CONCEPT DESIGN <input checked="" type="radio"/> DESIGN DEVELOPMENT <input type="radio"/> TENDER DOCUMENT <input type="radio"/> FOR CONSTRUCTION <input type="radio"/> AS BUILD DRAWINGS		
DESIGNATION	NAME	SIGNATURE
ARCHITECT	ABDULLA ANEEL	
ARC.CHECKER	ALI ZAMEER	
ENGINEER	NAASH JAMAAL	
ENG.CHECKER	ABDULL NASEEH	
	DATE 20.08.2025	DWG. NO: ST12
SCALE	A1 A2 A3 - - -	

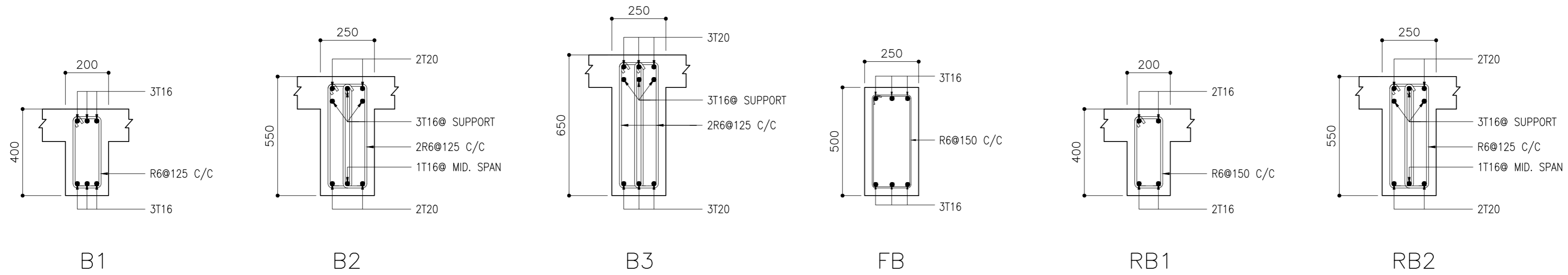


ROOF STRUCTURAL PLAN

SCALE 1:200

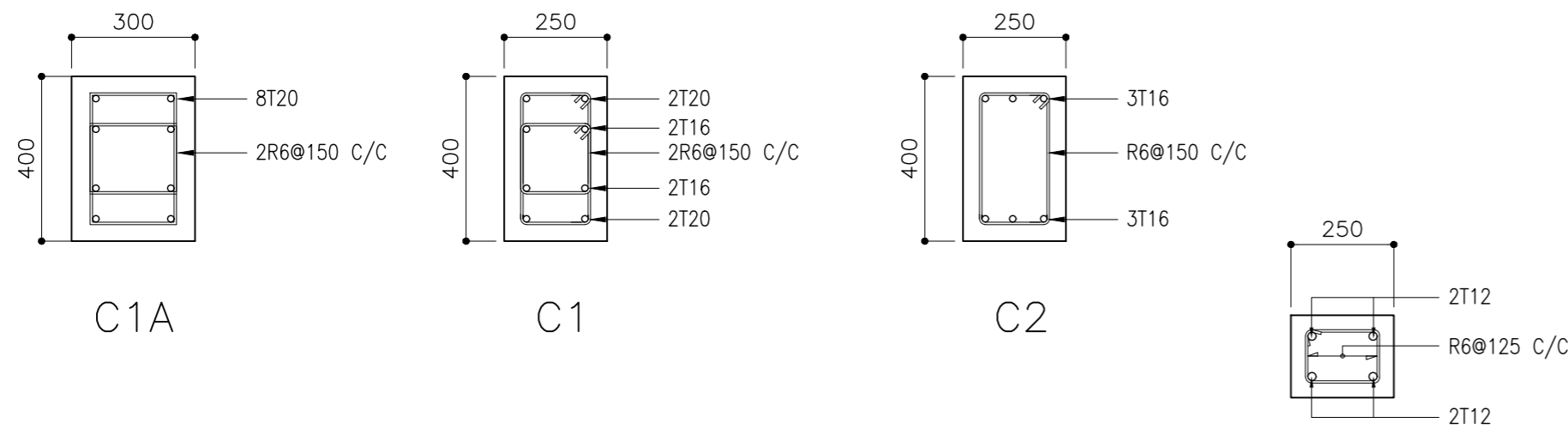



CLIENT: MINISTRY OF HIGHER EDUCATION, LABOUR & SKILLS DEVELOPMENT		
DESIGN BY: MINISTRY OF HIGHER EDUCATION, LABOUR & SKILLS DEVELOPMENT		
WARNING: - Contractor to verify all dimensions of existing works on site before commencing any work or preparing shop drawings. - Do not scale drawings, use written dimensions only. - This drawing is to be read in conjunction with the specifications and conditions of contract.		
PROJECT: PROPOSED GA. VILLINGILI TVET CENTER & STUDENT ACCOMMODATION		
PHASE: <input type="radio"/> CONCEPT DESIGN <input checked="" type="radio"/> DESIGN DEVELOPMENT <input type="radio"/> TENDER DOCUMENT <input type="radio"/> FOR CONSTRUCTION <input type="radio"/> AS BUILD DRAWINGS		
DESIGNATION	NAME	SIGNATURE
ARCHITECT	ABDULLA ANEEL	
ARC.CHECKER	ALI ZAMEER	
ENGINEER	NASIR JAMAL	
ENG.CHECKER	ABDULL NASEEH	
DATE 20.08.2025		DWG. NO: ST13
SCALE	-	-




BEAM DETAIL

SCALE 1:20



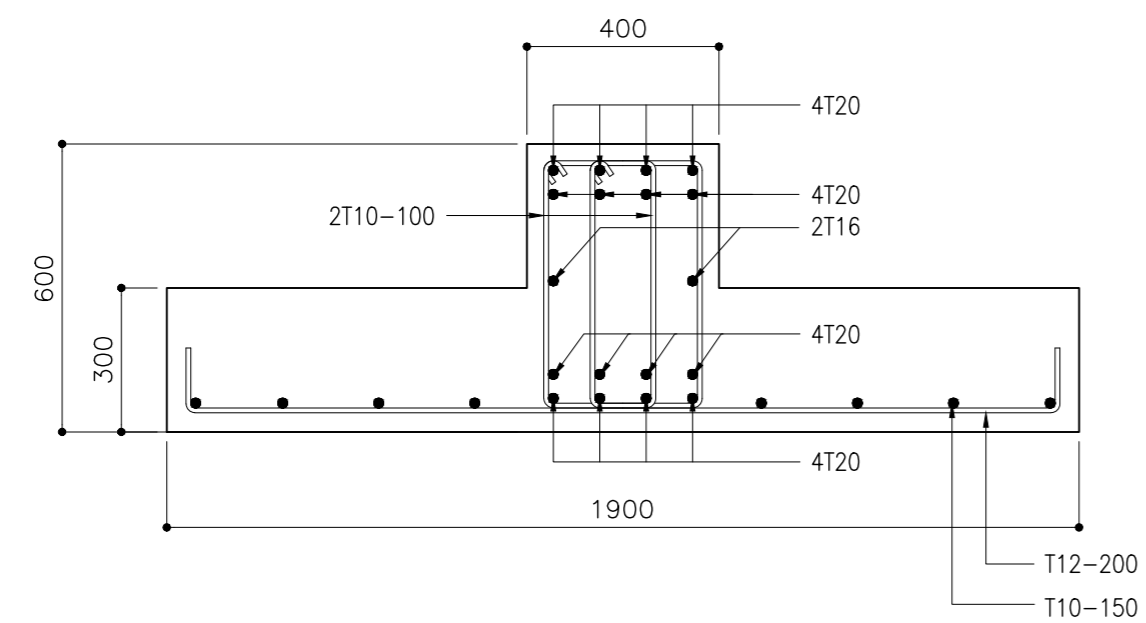

COLUMN DETAIL

SCALE 1:20

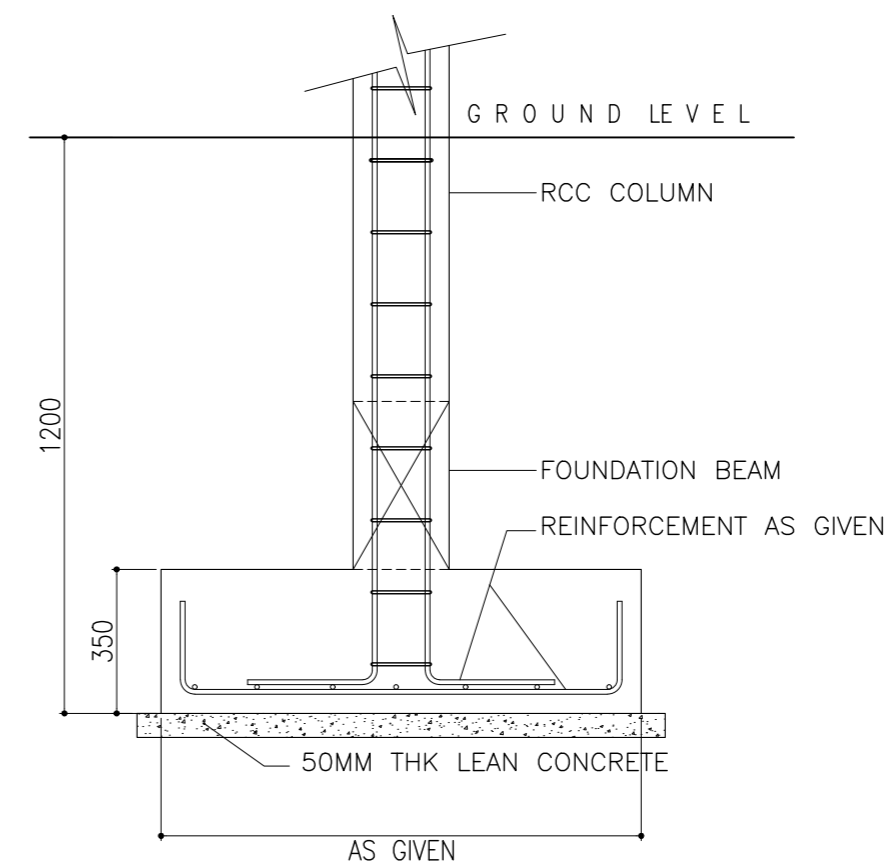


BOUNDARY WALL FOUNDATION BEAM

SCALE 1:20




FS1



TYPICAL FOUNDATION DETAILS

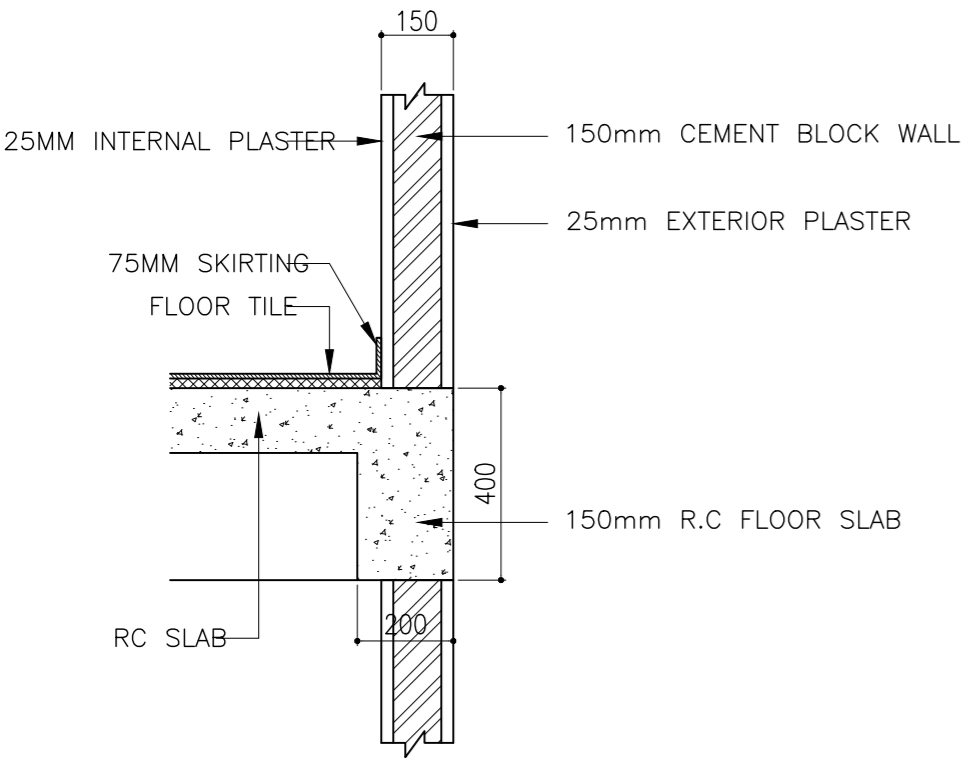
SCALE 1:20



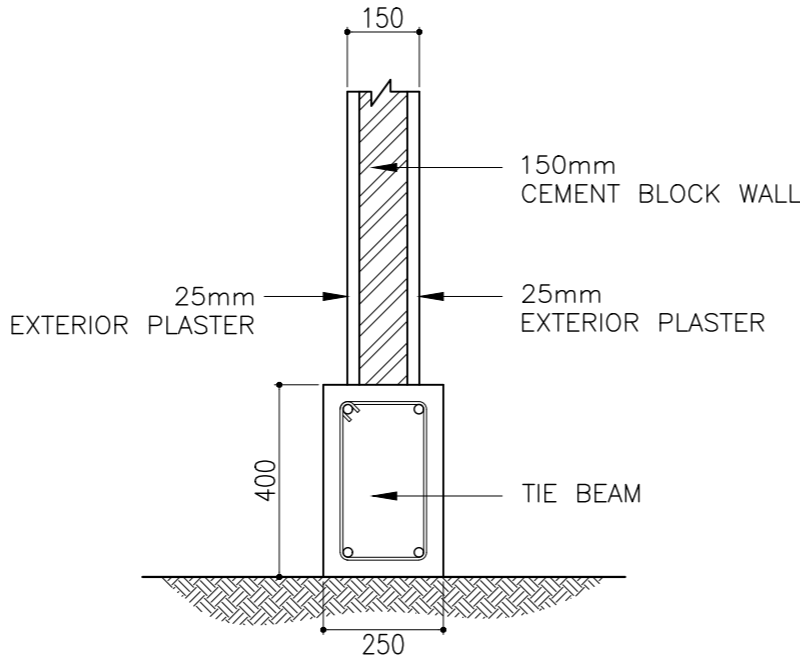
FOUNDING DEPTH = -1200MM FROM GROUND LEVEL

FOOTING	SIZE	REINFORCEMENT
F1	1700mm X 1700mm X 350mm	T12 @ 150 C/C B/W BOTTOM
F2	2100mm X 2100mm X 450mm	T12 @ 125 C/C B/W BOTTOM
F3	2300mm X 2300mm X 500mm	T12 @ 125 C/C B/W BOTTOM

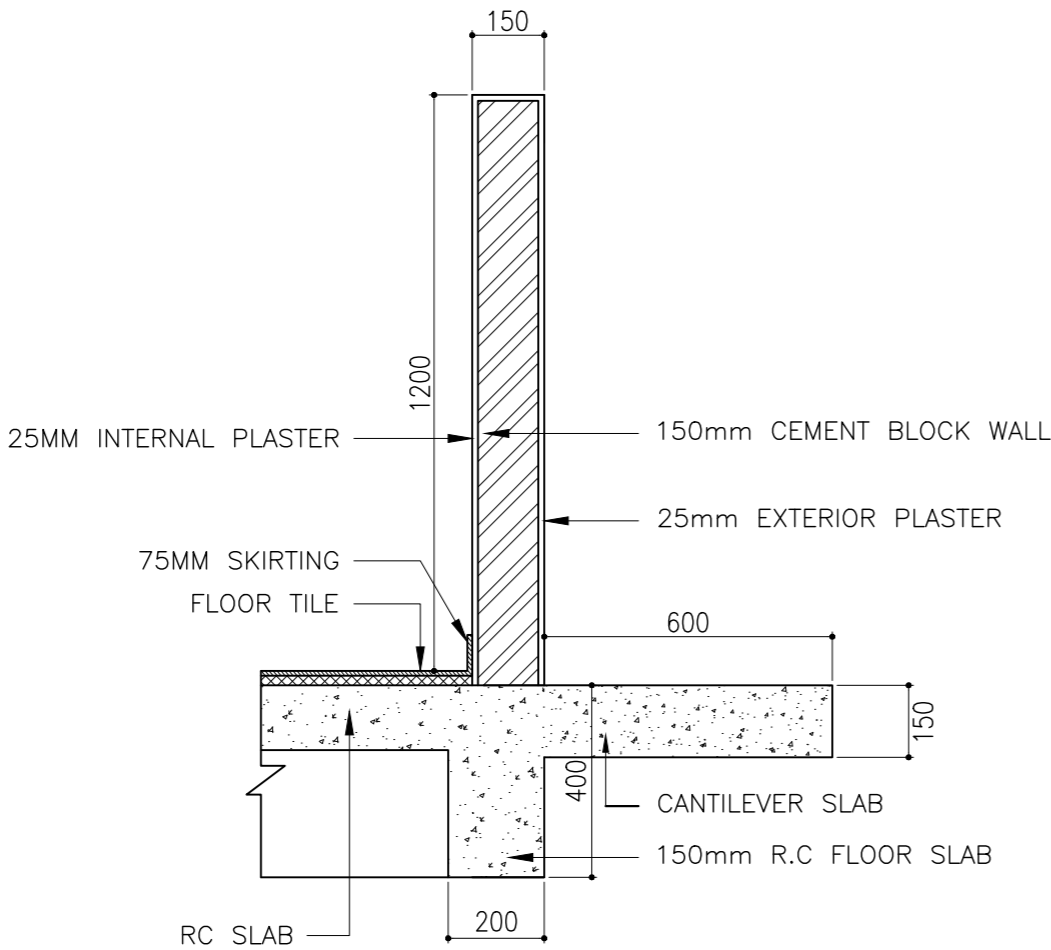
CLIENT: MINISTRY OF HIGHER EDUCATION, LABOUR & SKILLS DEVELOPMENT		
DESIGN BY: MINISTRY OF HIGHER EDUCATION, LABOUR & SKILLS DEVELOPMENT		
WARNING: - Contractor to verify all dimensions of existing works on site before commencing any work or preparing shop drawings. - Do not scale drawings, use written dimensions only. - This drawing is to be read in conjunction with the specifications and conditions of contract.		
PROJECT: PROPOSED GA. VILLINGILI TVET CENTER & STUDENT ACCOMMODATION		
PHASE: <input type="radio"/> CONCEPT DESIGN <input checked="" type="radio"/> DESIGN DEVELOPMENT <input type="radio"/> TENDER DOCUMENT <input type="radio"/> FOR CONSTRUCTION <input type="radio"/> AS BUILD DRAWINGS		
DESIGNATION	NAME	SIGNATURE
ARCHITECT	ABDULLA ANEEL	
ARC.CHECKER	ALI ZAMEER	
ENGINEER	NAASH JAMMAL	
ENG.CHECKER	ABDULL NASEEH	
	DATE 20.08.2025	DWG. NO: ST14
	A1 A2 A3	
SCALE	- -	



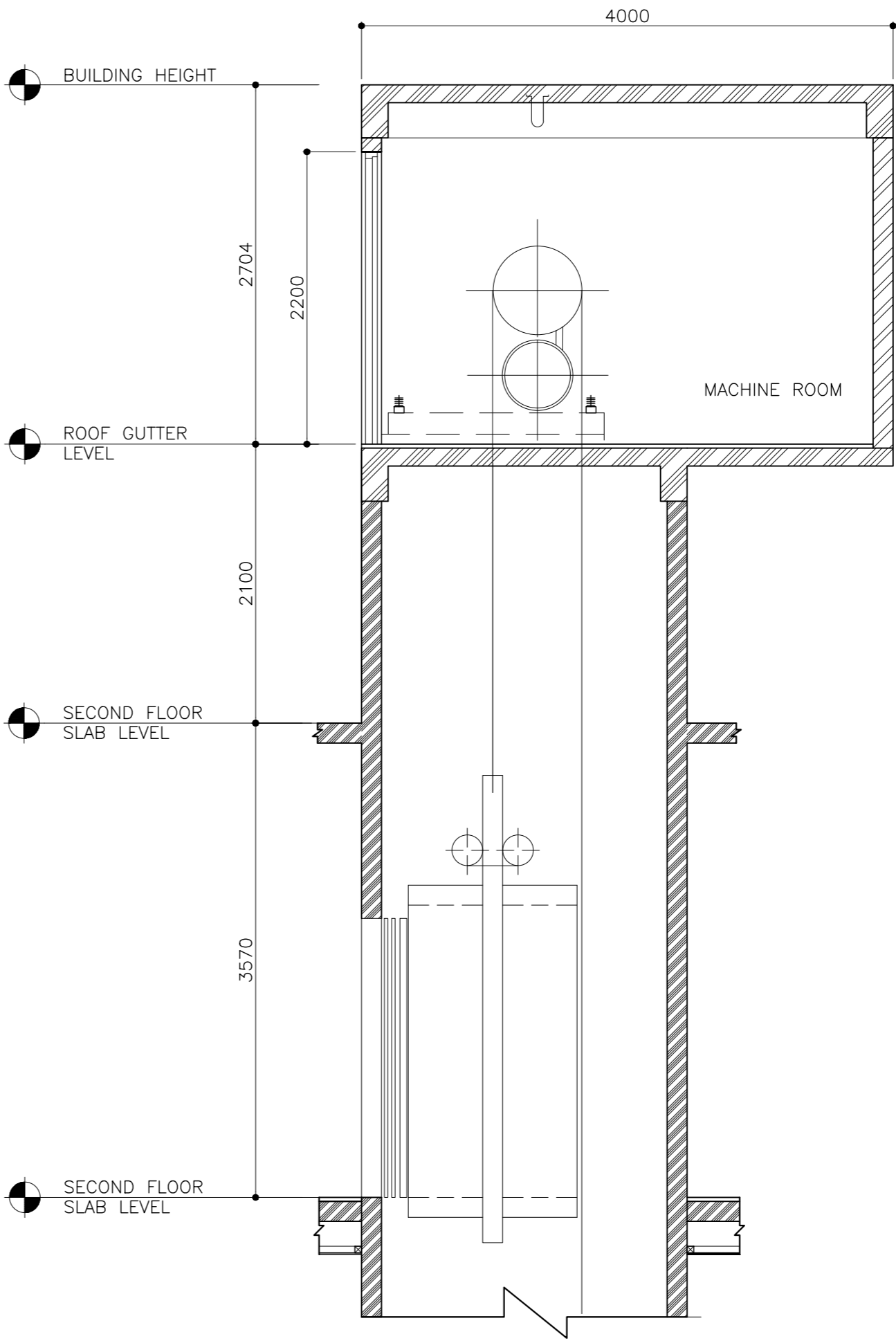
TYPICAL BEAM TO
WALL CONNECTION DETAIL
SCALE 1:20




TIE BEAM WALL
CONNECTION DETAIL
SCALE 1:20



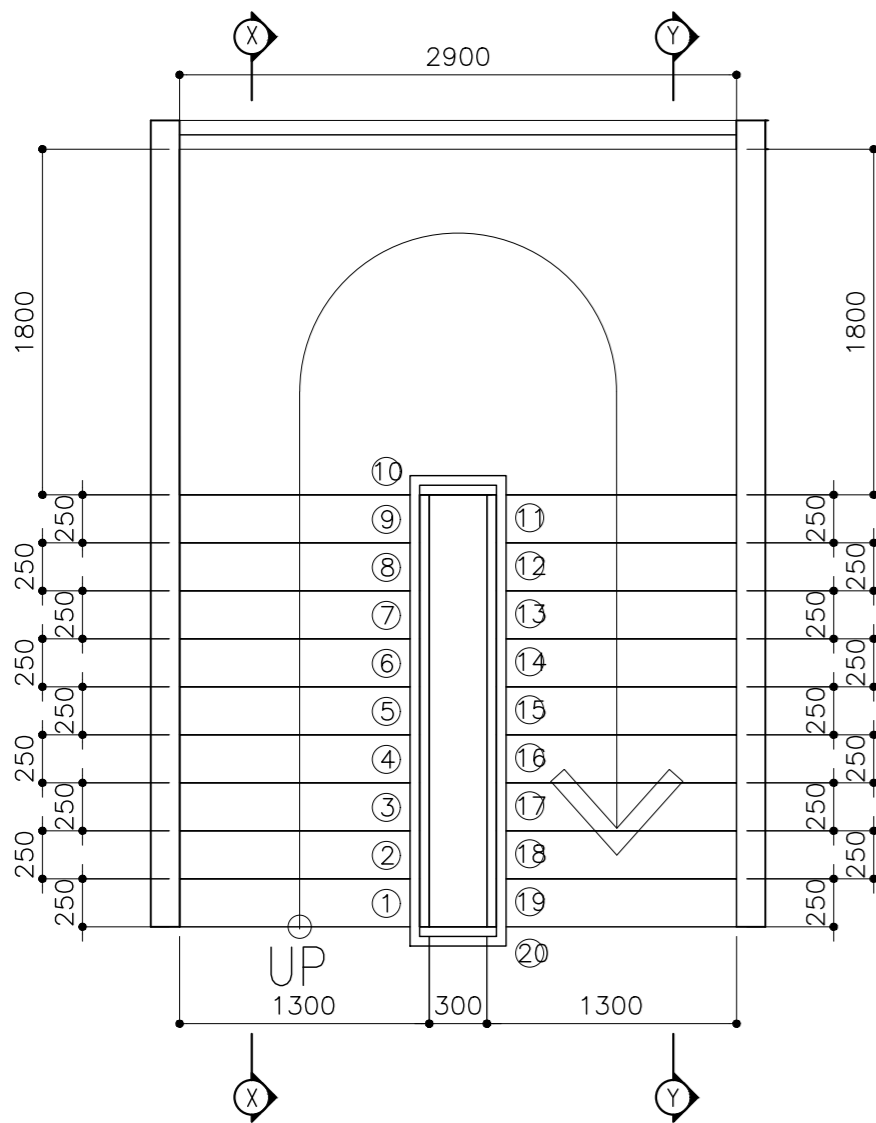
TYPICAL BALCONY PARAPET
WALL CONNECTION DETAIL
SCALE 1:20



TYPICAL LIFT MACHINE ROOM
SCALE 1:50

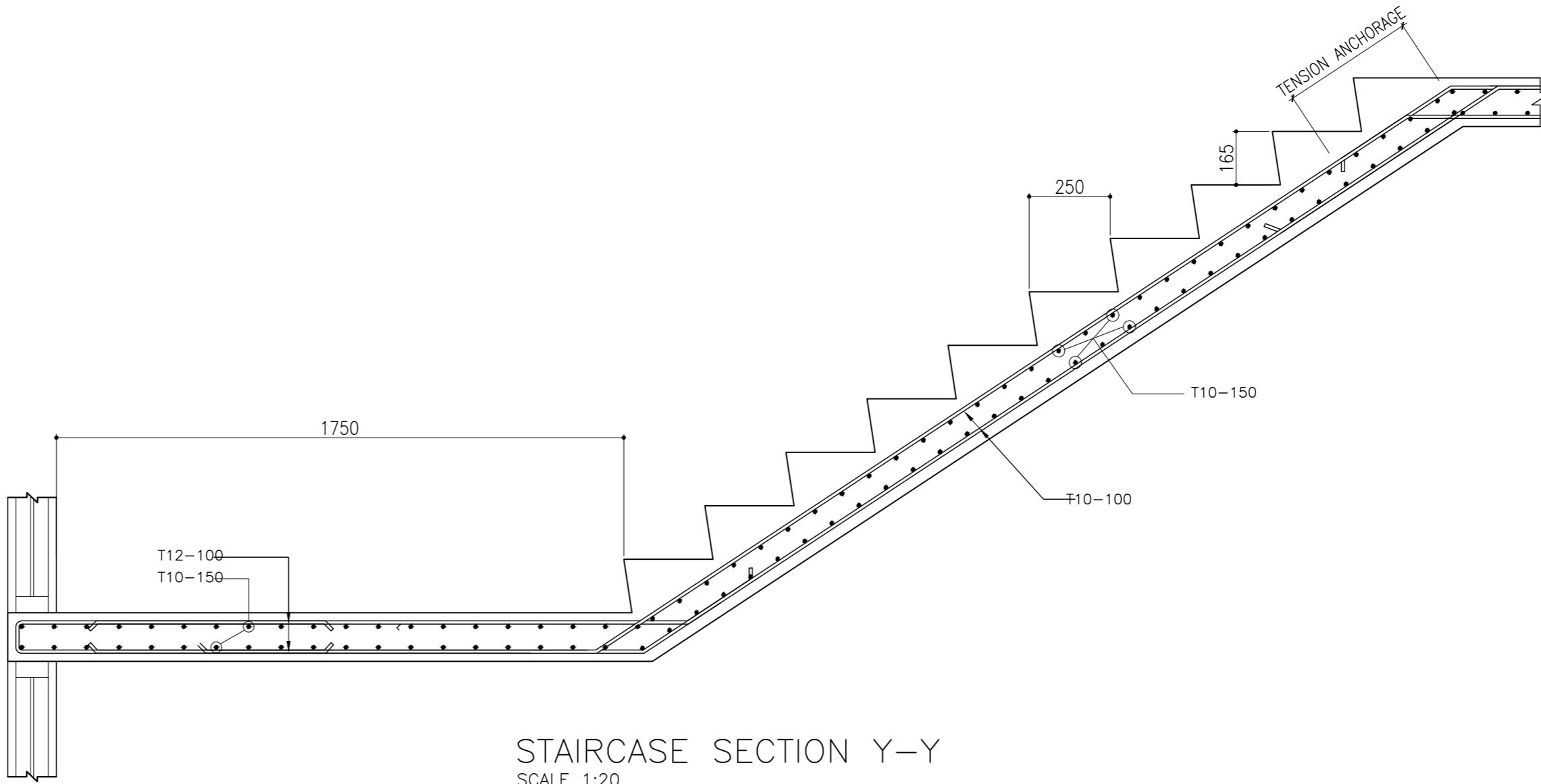


CLIENT: MINISTRY OF HIGHER EDUCATION, LABOUR & SKILLS DEVELOPMENT		
DESIGN BY: MINISTRY OF HIGHER EDUCATION, LABOUR & SKILLS DEVELOPMENT		
WARNING: - Contractor to verify all dimensions of existing works on site before commencing any work or preparing shop drawings. - Do not scale drawings, use written dimensions only. - This drawing is to be read in conjunction with the specifications and conditions of contract.		
PROJECT: PROPOSED GA. VILLINGILI TVET CENTER & STUDENT ACCOMMODATION		
PHASE: <input type="radio"/> CONCEPT DESIGN <input checked="" type="radio"/> DESIGN DEVELOPMENT <input type="radio"/> TENDER DOCUMENT <input type="radio"/> FOR CONSTRUCTION <input type="radio"/> AS BUILD DRAWINGS		
DESIGNATION	NAME	SIGNATURE
ARCHITECT	ABDULLA ANEEL	
ARC.CHECKER	ALI ZAMEER	
ENGINEER	NASIH JAMAL	
ENG.CHECKER	ABDULL NASEEH	
DATE 20.08.2025		DWG. NO: ST15
A1	A2	A3
SCALE	-	-



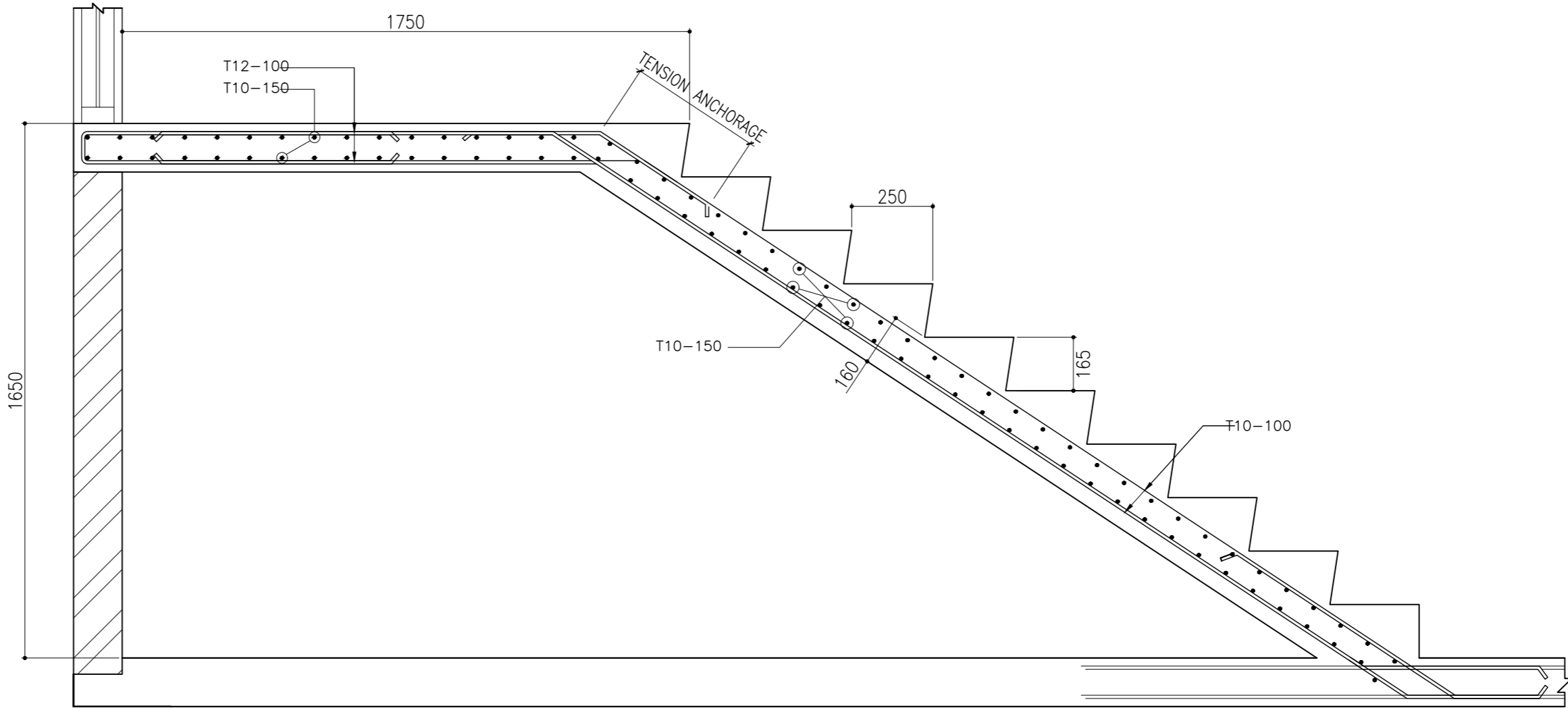
STAIRCASE PLAN VIEW

SCALE 1:50



STAIRCASE SECTION Y-Y

SCALE 1:20



STAIRCASE SECTION X-X

SCALE 1:20



CLIENT:
MINISTRY OF HIGHER
EDUCATION, LABOUR &
SKILLS DEVELOPMENT

DESIGN BY:
MINISTRY OF HIGHER
EDUCATION, LABOUR &
SKILLS DEVELOPMENT

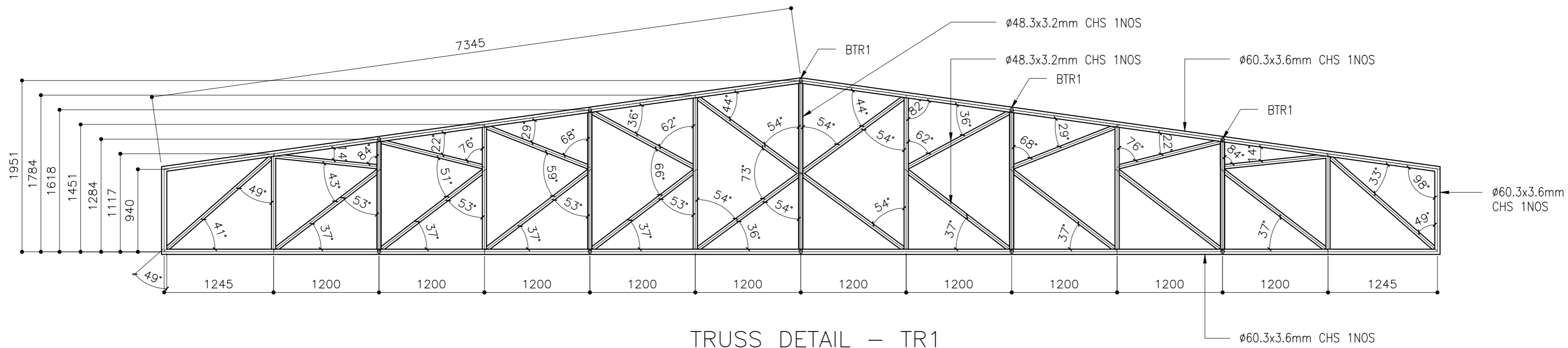
WARNING:
- Contractor to verify all
dimensions of existing
works on site before
commencing any work or
preparing shop drawings.
- Do not scale drawings, use
written dimensions only.
- This drawing is to be read
in conjunction with the
specifications and
conditions of contract.

PROJECT:
PROPOSED GA.
VILLINGILI TVET CENTER
& STUDENT
ACCOMMODATION

PHASE:
☐ CONCEPT DESIGN
☒ DESIGN DEVELOPMENT
☐ TENDER DOCUMENT
☐ FOR CONSTRUCTION
☐ AS BUILD DRAWINGS

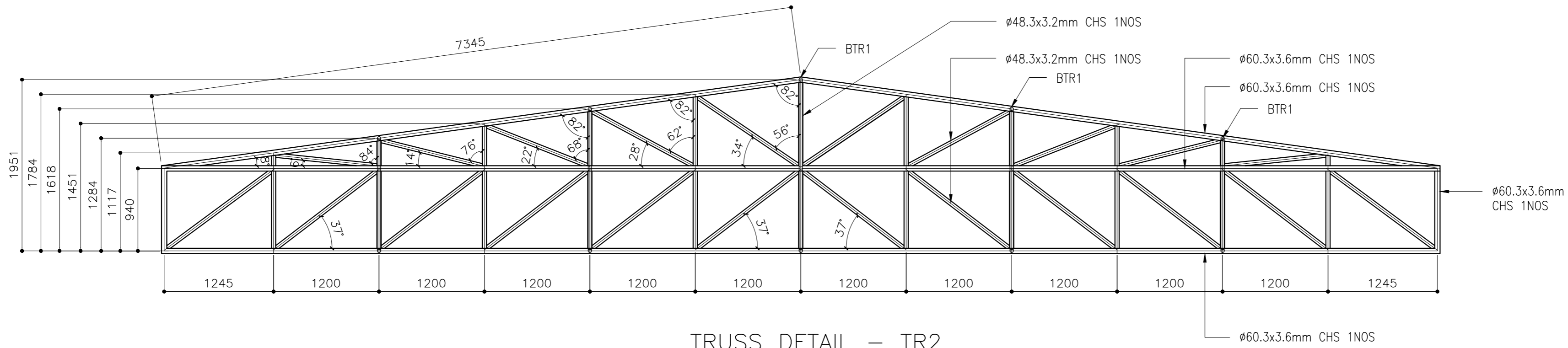

DESIGNATION	NAME	SIGNATURE
ARCHITECT	ABDULLA ANEEL	
ARC.CHECKER	ALI ZAMEER	
ENGINEER	NAUSH JAMMAL	
ENG.CHECKER	ABDULL NASEEH	

DATE	DWG. NO:
20.08.2025	ST16
A1 A2 A3	
SCALE	- -



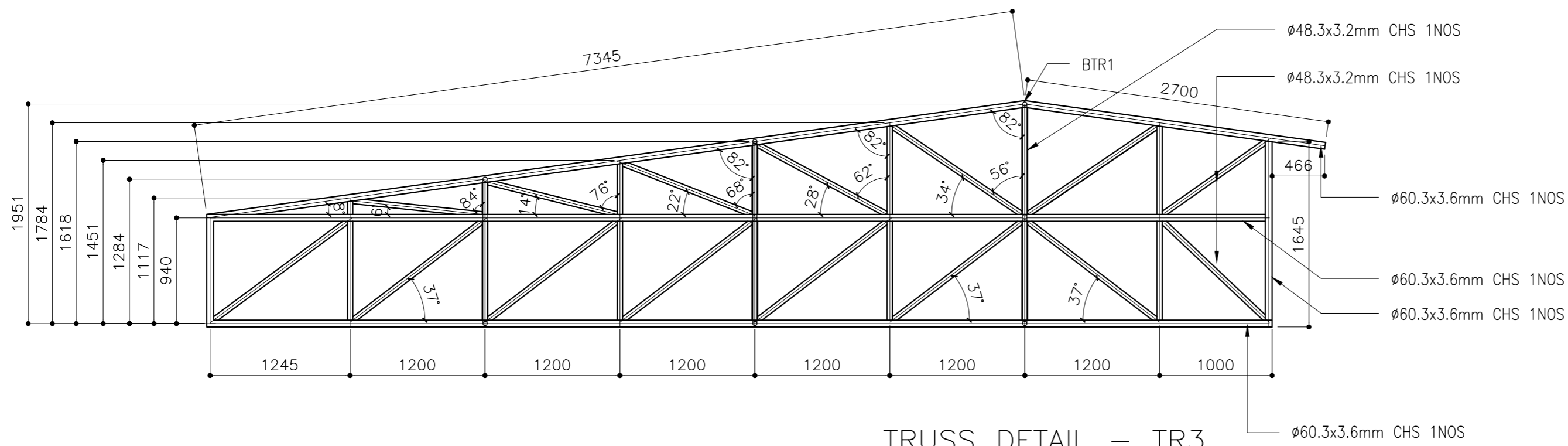

TRUSS DETAIL – TR1

SCALE 1:50



TRUSS DETAIL – TR2

SCALE 1:50



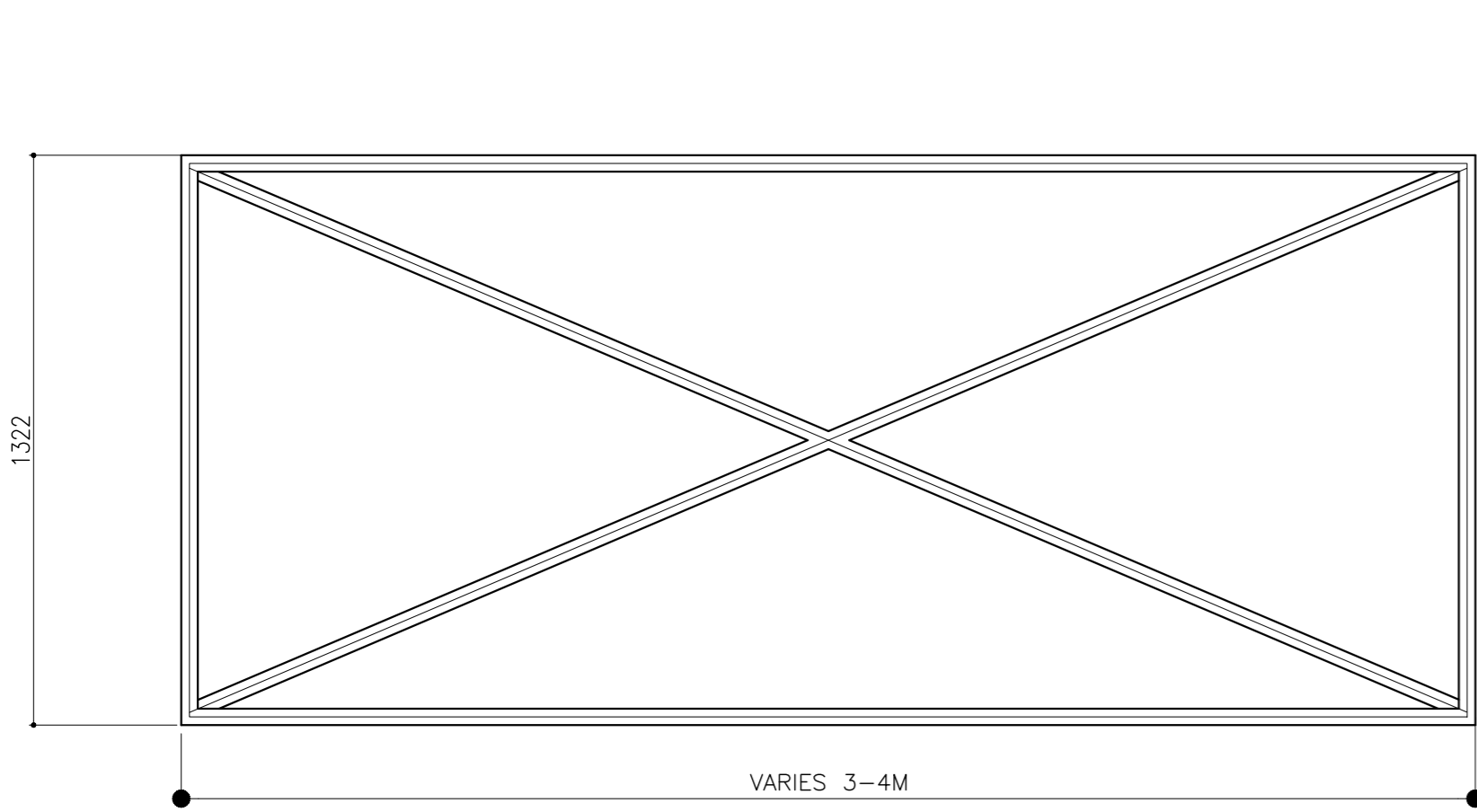
TRUSS DETAIL – TR3

SCALE 1:50

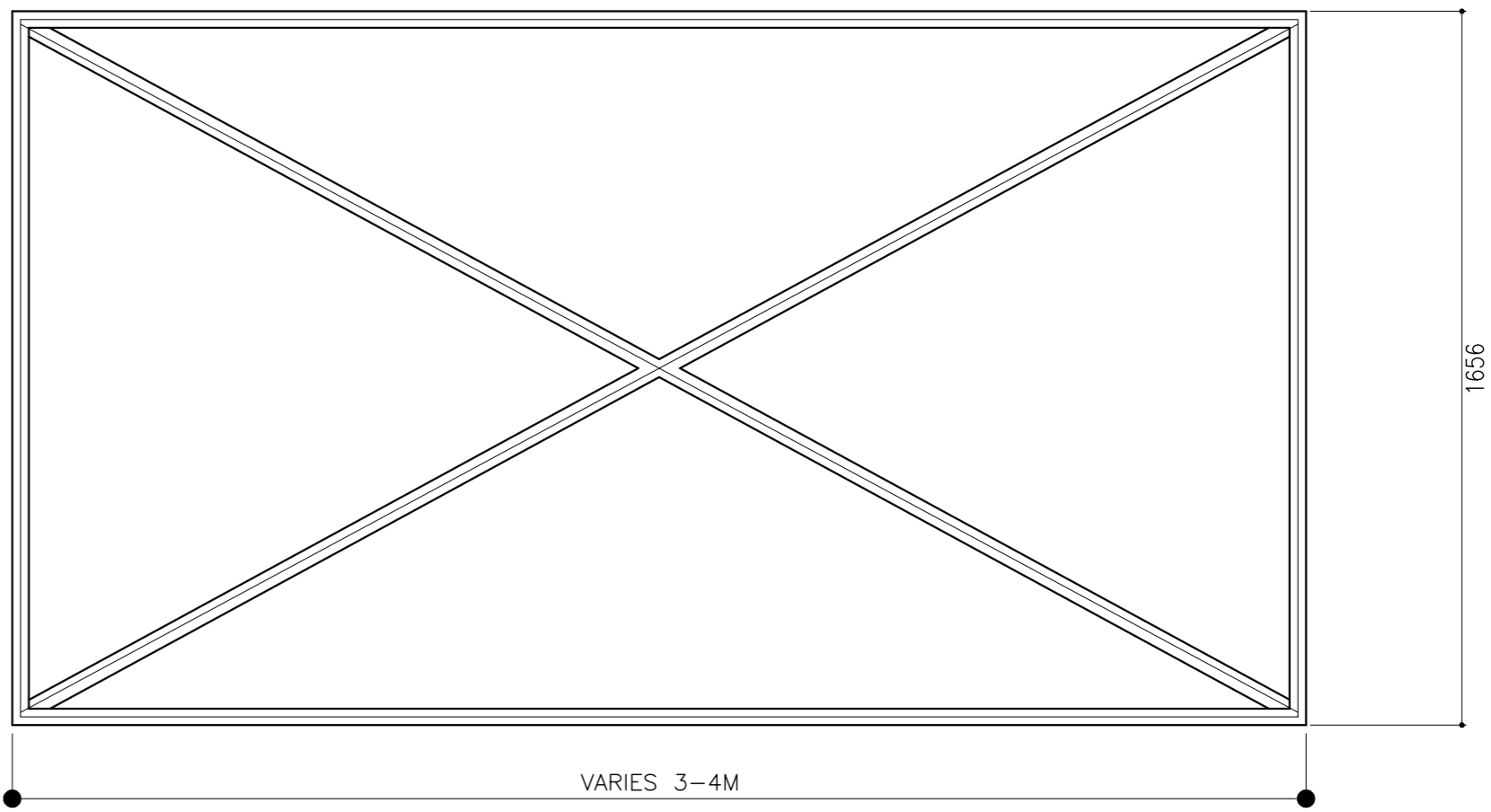



NOTES:
ALL CHS SHOULD BE MINIMUM GRADE 250MPA OR MORE

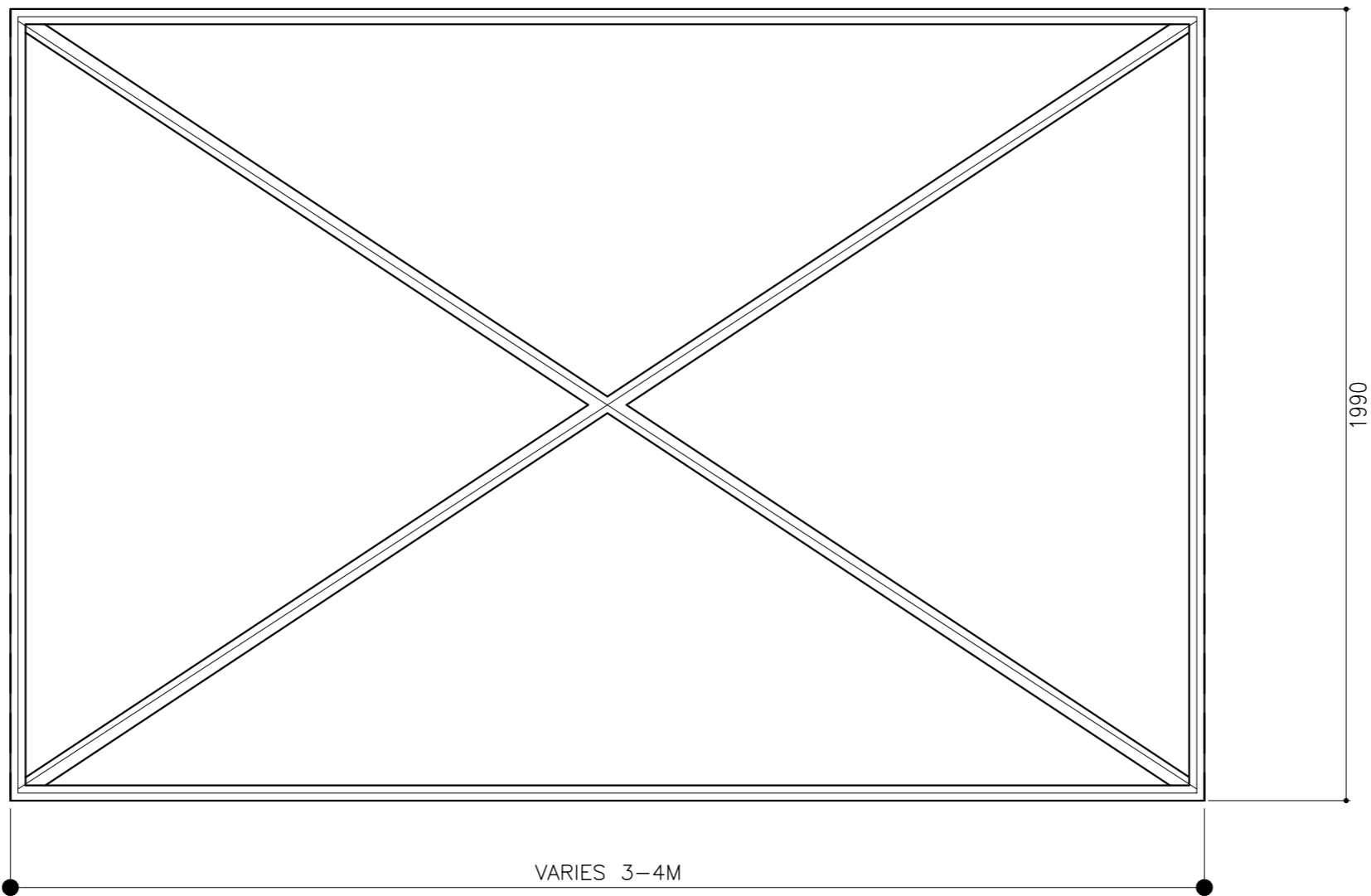

CLIENT: MINISTRY OF HIGHER EDUCATION, LABOUR & SKILLS DEVELOPMENT		
DESIGN BY: MINISTRY OF HIGHER EDUCATION, LABOUR & SKILLS DEVELOPMENT		
WARNING: – Contractor to verify all dimensions of existing works on site before commencing any work or preparing shop drawings. – Do not scale drawings, use written dimensions only. – This drawing is to be read in conjunction with the specifications and conditions of contract.		
PROJECT: PROPOSED GA. VILLINGILI TVET CENTER & STUDENT ACCOMMODATION		
PHASE: <input type="radio"/> CONCEPT DESIGN <input checked="" type="radio"/> DESIGN DEVELOPMENT <input type="radio"/> TENDER DOCUMENT <input type="radio"/> FOR CONSTRUCTION <input type="radio"/> AS BUILD DRAWINGS		
DESIGNATION	NAME	SIGNATURE
ARCHITECT	ABDULLA ANEEL	
ARC.CHECKER	ALI ZAMEER	
ENGINEER	NAASHI JAMAAL	
ENG.CHECKER	ABDULL NASEEH	
		DWG. NO: ST17
SCALE	DATE 20.08.2025 A1 A2 A3 - - -	




BTR1
ø38x2 CHS
SCALE 1:20



BTR2
ø38x2 CHS
SCALE 1:20

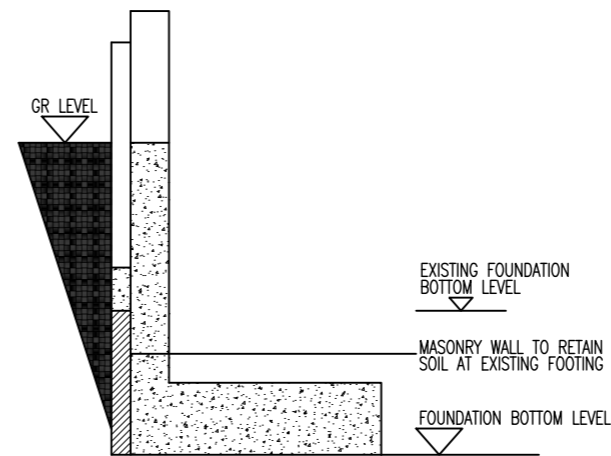
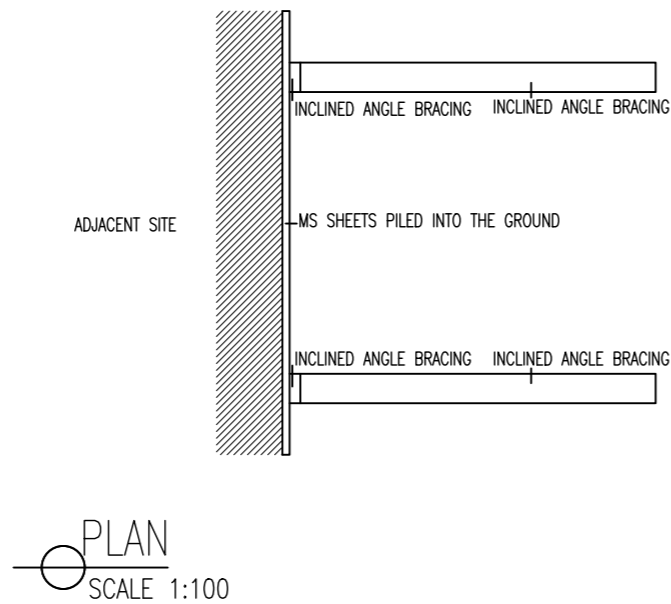


BTR3
ø38x2 CHS
SCALE 1:20

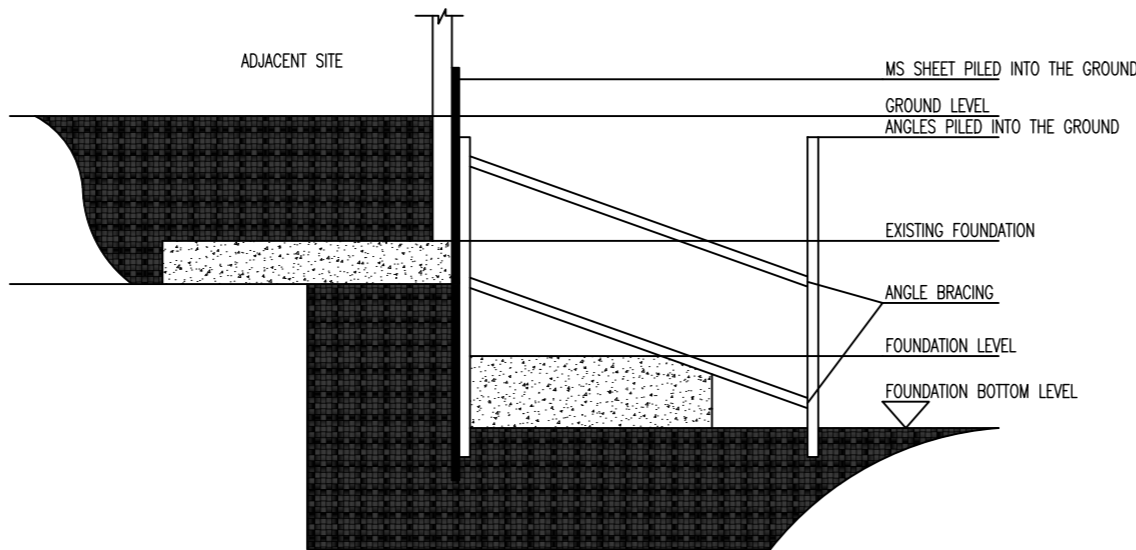


NOTES:
ALL CHS SHOULD BE MINIMUM GRADE 250MPA OR MORE

CLIENT: MINISTRY OF HIGHER EDUCATION, LABOUR & SKILLS DEVELOPMENT		
DESIGN BY: MINISTRY OF HIGHER EDUCATION, LABOUR & SKILLS DEVELOPMENT		
WARNING: – Contractor to verify all dimensions of existing works on site before commencing any work or preparing shop drawings. – Do not scale drawings, use written dimensions only. – This drawing is to be read in conjunction with the specifications and conditions of contract.		
PROJECT: PROPOSED GA. VILLINGILI TVET CENTER & STUDENT ACCOMMODATION		
PHASE: <input type="radio"/> CONCEPT DESIGN <input checked="" type="radio"/> DESIGN DEVELOPMENT <input type="radio"/> TENDER DOCUMENT <input type="radio"/> FOR CONSTRUCTION <input type="radio"/> AS BUILD DRAWINGS		
DESIGNATION	NAME	SIGNATURE
ARCHITECT	ABDULLA ANEEL	
ARC.CHECKER	ALI ZAMEER	
ENGINEER	NAASH JAMAL	
ENG.CHECKER	ABDULL NASEEH	
	DATE 20.08.2025	DWG. NO: ST18
	A1 A2 A3	
SCALE	- -	



PROTECTION OF EXISTING WALLS
SCALE 1:100




SECTION
SCALE 1:100

EXCAVATION ALONG THE ADJACENT BUILDINGS SHALL BE DONE IN PARTS SO AS TO PREVENT LOSING OF SOIL FROM THE BOTTOM OF EXISTING FOUNDATIONS. NO PARTIAL EXCAVATION SHALL EXCEED A WIDTH OF 0.6M AT A TIME & MASONRY RETAINING WALL MUST BE COMPLETED IMMEDIATELY AFTER THE EXCAVATION. ALLOW AT LEAST 24HRS INTERVALS BETWEEN EACH EXCAVATION

FOUNDATION PROTECTION METHOD

SCALE 1:200



CLIENT: MINISTRY OF HIGHER EDUCATION, LABOUR & SKILLS DEVELOPMENT		
DESIGN BY: MINISTRY OF HIGHER EDUCATION, LABOUR & SKILLS DEVELOPMENT		
WARNING: <ul style="list-style-type: none"> Contractor to verify all dimensions of existing works on site before commencing any work or preparing shop drawings. Do not scale drawings, use written dimensions only. This drawing is to be read in conjunction with the specifications and conditions of contract. 		
PROJECT: PROPOSED GA. VILLINGILI TVET CENTER & STUDENT ACCOMMODATION		
PHASE: <input type="radio"/> CONCEPT DESIGN <input checked="" type="radio"/> DESIGN DEVELOPMENT <input type="radio"/> TENDER DOCUMENT <input type="radio"/> FOR CONSTRUCTION <input type="radio"/> AS BUILD DRAWINGS		
DESIGNATION	NAME	SIGNATURE
ARCHITECT	ABDULLA ANEEL	
ARC.CHECKER	ALI ZAMEER	
ENGINEER	NASHIH JAMMAL	
ENG.CHECKER	ABDULL NASEEDH	
DATE 20.08.2025		DWG. NO: ST19
	A1 A2 A3	
SCALE	- -	